

# Early Recovery-Floods 2010



**Relief saves lives-early recovery builds futures**

**Quarterly Progress Report**

**Aug-Oct 2011**



Copyright © 2011 United Nations Development Programme Pakistan

Material in this publication may be freely quoted or reprinted, but acknowledgement is requested.

This publication is available from:

United Nations Development Programme

4th Floor, Serena Office Complex

Islamabad

<http://www.un.org.pk/undp>

# Table of Contents

---

<b>1. Executive Summary .....</b>	<b>5</b>
<b>2. Introduction .....</b>	<b>6</b>
<b>3. Progress/Achievements: .....</b>	<b>99</b>
<b>A. Sectoral Working Groups: .....</b>	<b>9</b>
i. Agriculture and Food Security .....	9
ii. Health and Nutrition .....	11
iii. Water and Sanitation .....	14
iv. Education .....	16
v. Housing .....	19
v. Governance .....	20
vi. Non-Farm Livelihoods .....	22
viii. Community Physical Infrastructure .....	23
<b>B. Thematic Groups: .....</b>	<b>25</b>
i. Disaster Risk Reduction .....	25
ii. Environment .....	27
iii. Gender .....	29
iv. Protection .....	31
<b>C. Annexures:</b>	
A: Number of ERWG, SWGs and TGs Meetings during Aug-Oct, 2011 .....	34
B: Provincial Distribution of ER Response, Expenditure and Balance Needs Oct, 2011 .....	36
C: Sector Wise ER Response, Expenditure and Balance Needs Oct, 2011 .....	37
D: Sector Wise ER Provincial Response, Expenditure and Needs Oct, 2011 .....	38

## Acronyms

---

BCC	Behavioural Change Communication
CIWG	Community Infrastructure Working Group
DCO	District Coordination Officer
DHP	District Health Planning
DLA	Detailed Livelihood Assessment
DRR	Disaster Risk Reduction
ERWG	Early Recovery Working Group
GB	Gilgit-Baltistan
IASC	Inter-Agency Standing Committee
KP	Khyber Pakhtunkhwa
NDMA	National Disaster Management Authority
ORS	One Room Shelter
PAK	Pakistan Administered Kashmir
PCRWR	Pakistan Council for Research in Water Resources
PTC	Parent Teacher Council
PTSMC	Parent Teacher School Management Committee
SC	Stabilization Centre
SWG	Sectoral Working Group
TLC	Transitional Learning Centre
TG	Thematic Group
WG	Working Group
WHO	World Health Organization
UN	United Nations
UNDP	United Nations Development Programme
UN-HABITAT	United Nations Human Settlements Programme

## 1. Executive Summary

---

In August 2011 heavy monsoon rains triggered flooding in lower parts of Sindh, northern parts of Punjab and five districts of Balochistan. The Early Recovery staff working in and around the affected districts was therefore deputed to assist in relief coordination and assessment for most of the reporting period. The new emergency also led to a change of focus by the donor community. Nonetheless, early recovery activities in the 29 severely affected districts of the 2010 floods were pursued vigorously using available means and work force at the disposal of UN Agencies and others concerned.

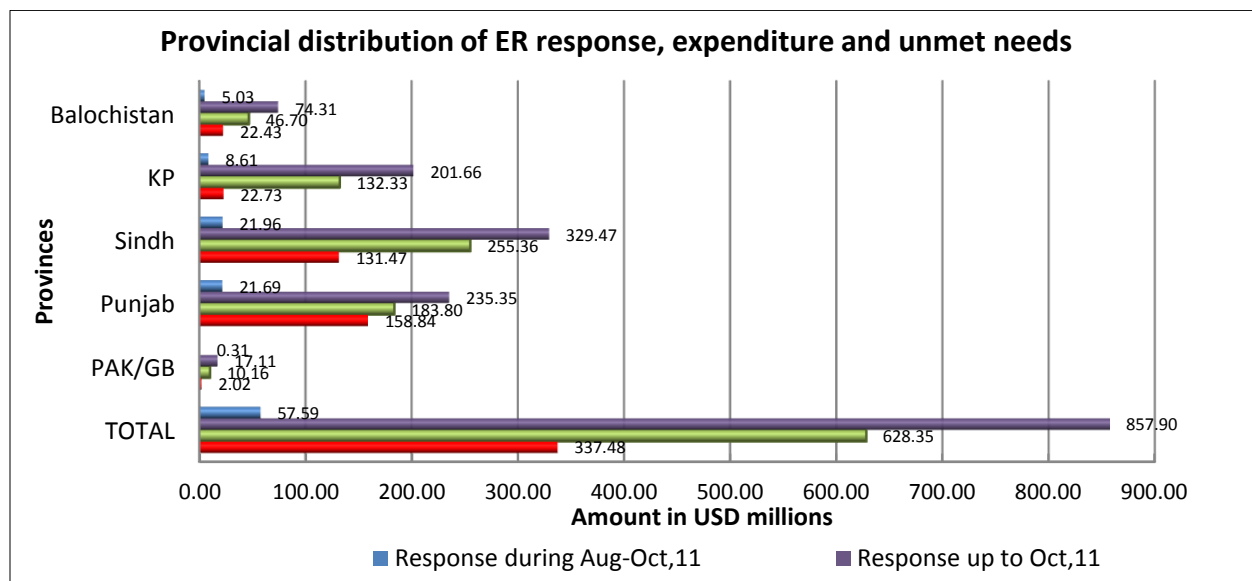
Some of the SWGs (WatSan & Housing) were unable to maintain the follow up and had difficulties in sharing financial information such as expenditure figures during the reporting period. Based on the available information, the response during the reporting quarter, i.e. August-October 2011 increased by USD 57.59 million, thereby raising the total response to USD 857.90 million. Expenditure during the quarter is estimated at USD 102 million. The balance unmet needs fell correspondingly to USD 337.48 million.

Non-Farm Livelihoods managed to attract the maximum donor response during the reporting period (USD 17.94 million), followed by Protection (USD14.60 million) and Education (USD 14.04 million). With regard to expenditure, Agriculture & Food Security was on top with a delivery of USD 25.08 million, followed by Education and Non-Farm Livelihoods at USD 14.01 and 13.00 million respectively. As for balance needs, Housing remains on top still needing USD 118.60 million, followed by Agriculture & Food Security and Health & Nutrition needing USD 99.82 million and USD 44.95 million respectively. In the case of Non-Farm Livelihoods, Environment and Protection needs have been adequately met, with the exception of some minor amounts needed in some provinces/regions. Details of the balance funding requirement are available in Annex D.

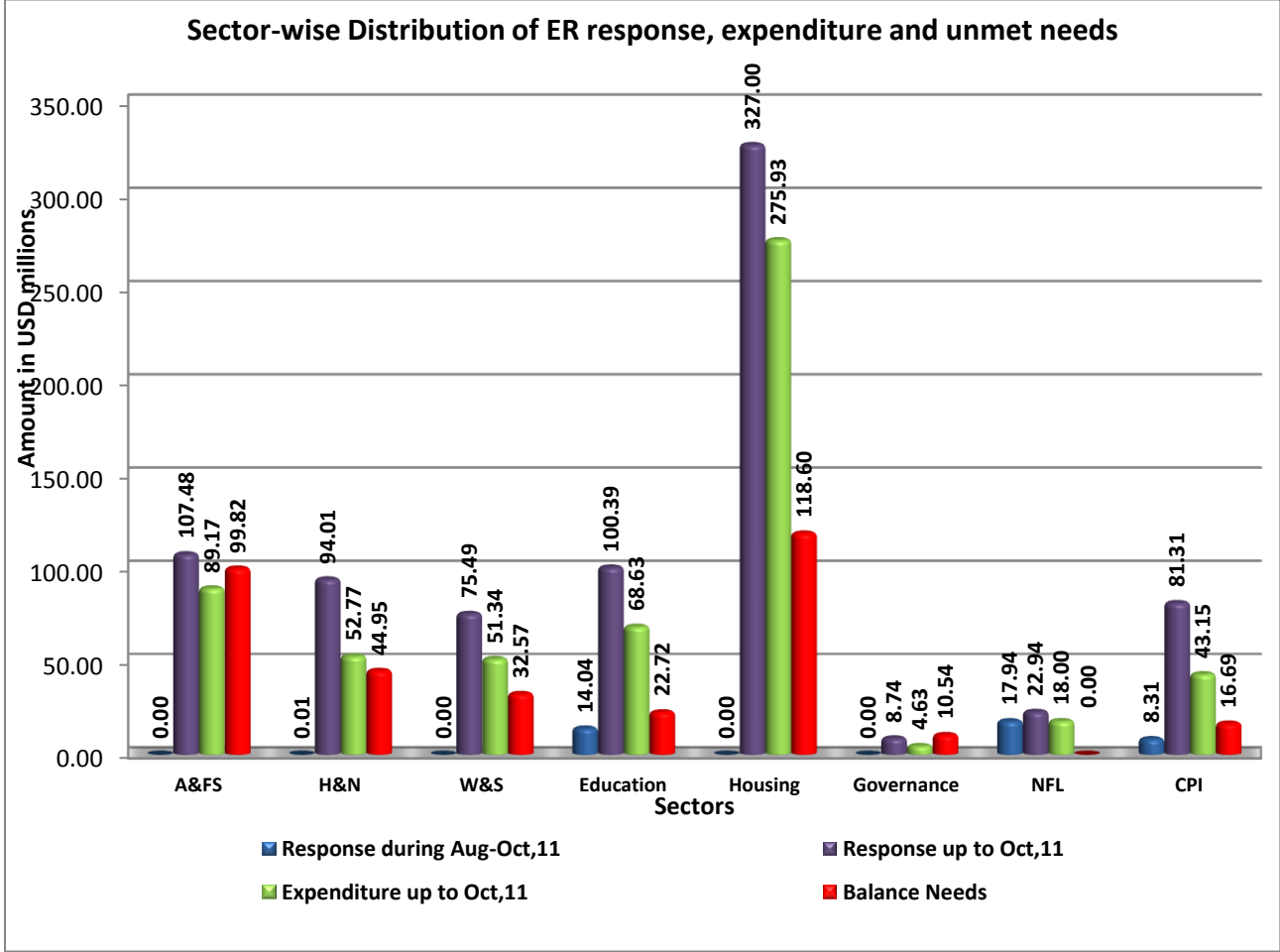
## 2. Introduction

After the severe floods of July 2010, the Inter Agency Standing Committee (IASC) rolled out the humanitarian cluster system to coordinate the humanitarian response. A revised Flash Appeal (Pakistan Flood Relief & Early Recovery Response Plan) for USD 1.938 billion was launched in November 2010 which included an input of USD 956.55 million for early recovery interventions. The Government of Pakistan decided to conclude relief activities by the end of February 2011; an agreement with the UN System followed to launch the Early Recovery Working Group (ERWG) arrangement from March 2011 to coordinate early recovery efforts at all levels.

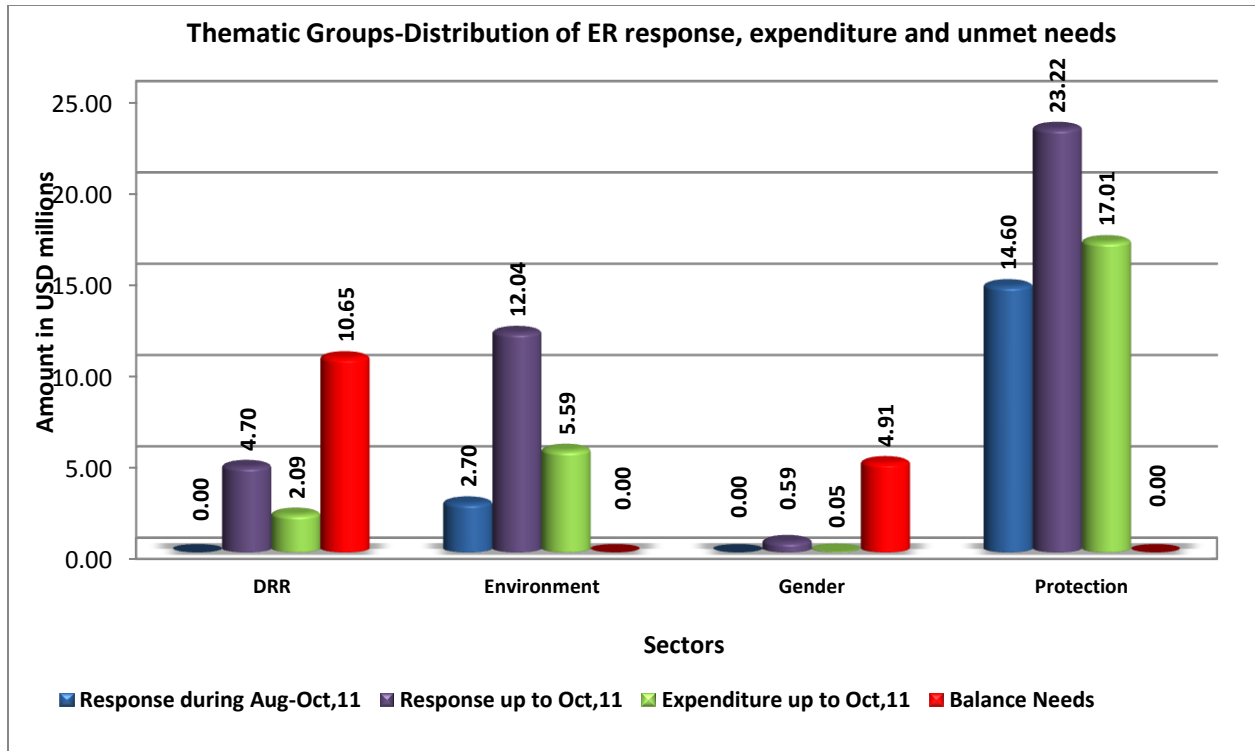
As Pakistan's response to the floods of July 2010 moved from relief to early recovery, the focus of assistance also shifted towards rebuilding livelihoods, rehabilitating basic and critical physical infrastructure, restoring health, education and water & sanitation services, while targeting the most vulnerable and marginalized across the flood affected districts. A Strategic Early Recovery Action Plan (SERAP) was compiled by the National Disaster Management Authority (NDMA) to address a critical gap and ensure smooth transition and coverage between humanitarian relief and long-term recovery, as well as from reliance to self-sufficiency in the areas affected by the 2010 floods. The ERWG coordination arrangement works around eight key Sectoral Working Groups (SWGs) and four Thematic Groups (TGs). The SWGs are: Food & Agriculture, Health & Nutrition, Education, Water & Sanitation, Housing, Governance, Non-Farm Livelihoods and Community Physical Infrastructure. The TGs are: Environment, Protection, Disaster Risk Reduction and Gender; these are meant to ensure that relevant considerations are mainstreamed across the main sectors. The ERWG, SWGs and TGs are fully operational from national to provincial and district levels and meet regularly to ensure timely implementation of early recovery interventions and resolve issues hampering activities with the concerned agencies. A total of 741 coordination meetings took place under the ERWG arrangement during the quarter Aug-Oct 2011, taking the total up to October to 1,590 meetings under this arrangement (details at Annex A).



The donor response during the reporting period increased by USD 57.59 million, thereby raising the total response up to the end of October to USD 857.90 million, and reducing the funding gap to USD 337.48 million. Expenditure during the reporting period increased by USD 102 million which raised the total ER delivery up to October to USD 628.35 million. While expenditure during the reporting period in Sindh and Punjab remained almost equal, in terms of balance needs Punjab is at the top (USD 158.84 million) followed by Sindh (USD 131.47 million) and Balochistan & KP having the least (almost equal around USD 23 million each). Further details are available in Annex B.



When considering the ER response in terms of sectors, Housing is on the top with funding of USD 327 million, followed by Agriculture & Food Security and Education at USD 107.28 and USD 100.39 million respectively. In terms of expenditure up to October, Housing again tops with a delivery of USD 275.93 million, followed by Agriculture & Food Security and Education with USD 89.17 million and 68.63 million respectively. However, housing still needs an additional sum of USD 118.60 million followed by Agriculture & Food Security and Health & Nutrition needing USD 99.82 million and USD 44.95 million respectively. Details are available in Annex C.



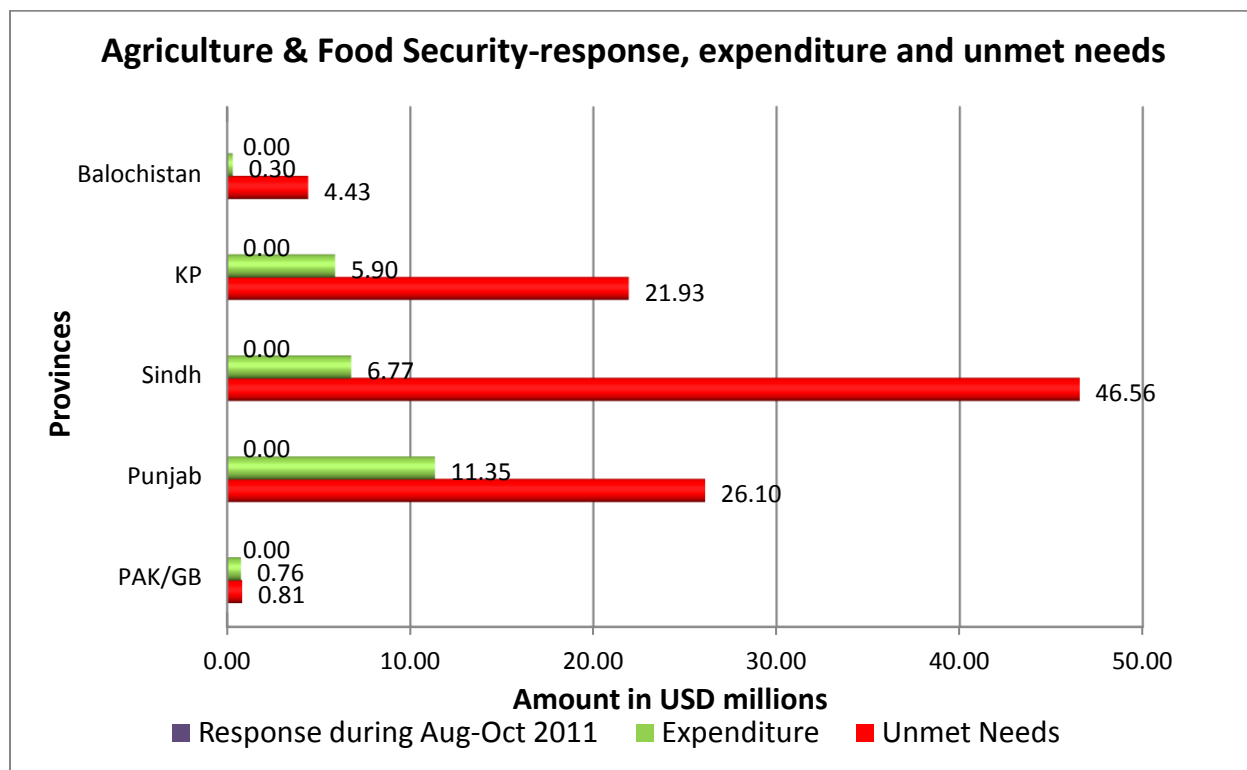
With regard to Thematic Areas, Disaster Risk Reduction and Gender are still in need of additional funding to the tune of USD 10.65 million and USD 4.91 million respectively. Environment and Protection have received enough funding; some minor sums are still needed in case of Balochistan, Punjab and PAK/GB. Further details are available in Annexes C & D.

### 3. Progress/Achievements:

#### A. Sectoral Working Groups:

##### i. Agriculture & Food Security:

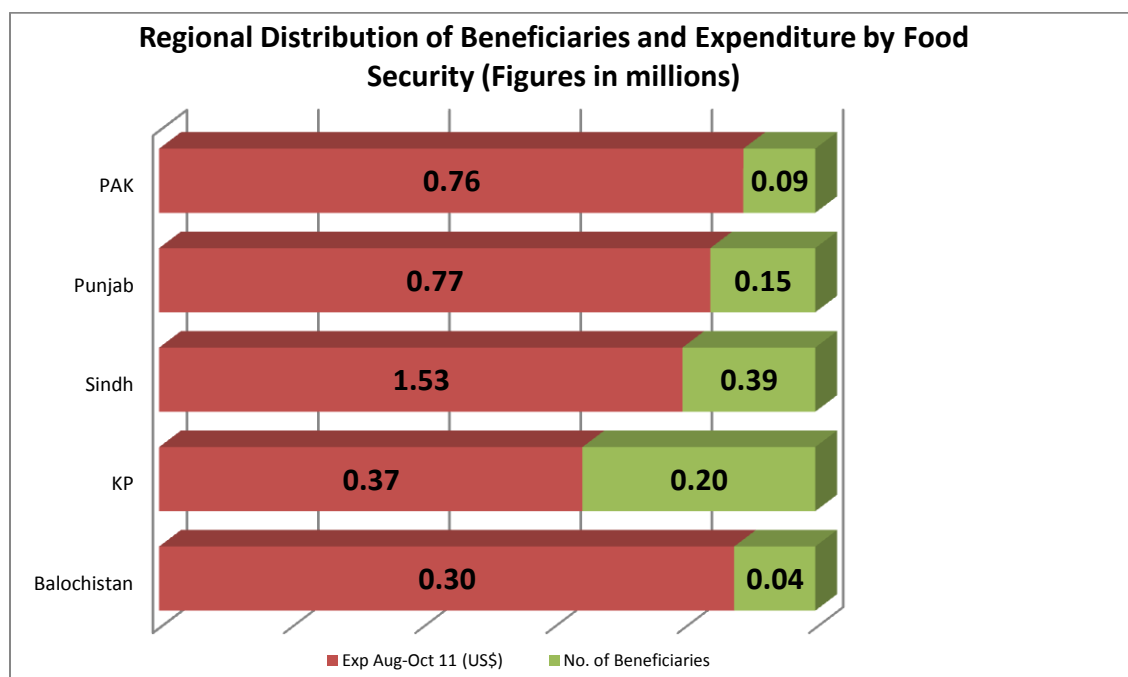
During the current quarter, the Agriculture and Food Security Working Group (A&FSWG) produced guidelines for emergency and early recovery interventions in all four provinces for the 2011-2012 *Rabi* planting season in consultation with all stakeholders. These have provided strategic guidance to donors and NGOs for planning and implementation of agriculture-related interventions during the 2011-12 *Rabi* planting season.



A series of workshops were organized in Islamabad as well as on provincial level, where preliminary results and findings of the Detailed Livelihood Assessment (DLA) were discussed. The DLA is in the process of being finalized and is due to be released by December. A presentation on the DLA was made before the Gender Thematic Group on 5 October. Household data was presented with a particular focus on female-headed households. A key finding was that women were disadvantaged in terms of assets before the floods and that they have received less assistance and recovered less as well. Focus group discussions centered around labor issues, livestock diseases, decrease in poultry production and overall reduction in chances for homework.

A Protection Checklist was developed for Food Security in collaboration with the Protection Thematic Group. The checklist was developed after vulnerable populations reportedly faced difficulties in receiving and accessing food items. The checklist also addresses some concerns raised in the aftermath of the

2010 floods that beneficiary selection and beneficiary targeting was not always carried out using independent needs-based approaches and that this often excluded some of the most vulnerable. A bar chart showing the position of expenditure incurred and the beneficiaries reached during the quarter by the Food Security WG is as follows:



In the aftermath of the 2011 floods, the A&FSWG now only operates in the provinces of Khyber Pakhtunkhwa and Punjab. Soon after the relief phase was over, WFP initiated early recovery activities in the 29 most affected districts across the country. The modality of food and cash for work was used to enable affected communities to rebuild the assets which were critical to their livelihoods. In the first phase which started in February 2011 and continued until July 2011, food and cash assistance was provided to over 300,000 families to help them rebuild assets and infrastructure. In some districts, joint implementation of activities was undertaken with FAO and UNDP.

In the second phase, activities are continuing in 15 districts with the major focus on rehabilitation of water courses, community roads, flood protection embankments, check dams, protection walls, livestock water ponds and walking tracks. For implementation of these activities, national and international NGO partners have been engaged who are mobilizing the community to work on the agreed modality. During the reporting period, WFP, UNDP and FAO field teams jointly identified some activities in Qambar- Shahdadkot district of Sindh province. A joint implementation strategy has been developed by the field teams and implementation is to start in the next quarter.

#### Key Challenges

- Difficulty in accessing certain affected areas due to fresh inundation and new flooding.
- Security concerns for mobility in KP and Balochistan.
- Funding Gaps for Agriculture Sector

There was no further addition to the response figures during the reporting period. However, expenditure during the period is reported as USD 25.08 million which includes USD 0.30 million in Balochistan, USD 5.90 million in KP, USD 6.77 million in Sindh, USD 11.35 million in Punjab and USD 0.76 million in PAK/GB. Balance unmet needs

have been reported as USD 99.82 million which includes USD 4.43 million in Balochistan, USD 21.93 million in KP, USD 46.56 million in Sindh, USD 26.10 million in Punjab and USD 0.81 million in PAK/ GB.

Prior to the floods, Nazmeena, a sixty-five year old woman from Jogar Garhi Village, comfortably supported her husband who suffered from asthma, as well as her son and daughter through income generated from farmland and livestock, and managed the household needs. The floods resulted in great loss for the family damaging agricultural land, standing crops, seed storage and livestock. Her husband became severely ill while her son got a very small inconsistent daily wage.

When Church World Service-Pakistan/Afghanistan mobilized a village organization in her locality, she became an active member and qualified for food security initiative; this marked a positive turning point for her family. The component she qualified for was an agricultural input distribution initiative through voucher scheme making her empowered to pursue livelihood restoration based on their individual needs. A market day was organized where beneficiaries used vouchers to get agricultural inputs, thus benefitting both farmers and vendors and supporting the local economy.

With the vouchers (worth Rs. 10,000), Nazmeena purchased fertilizers (33%), seeds (36.5%), and agricultural tools (30.5%) during the market day in Madyan. She reported that she had rehabilitated her land and raised a vegetable nursery of tomatoes through inputs acquired from the voucher scheme. She said 20% vegetable production would meet family needs while 80% would be sold in the market. Additionally, she expected to store maize crop for annual consumption. She plans to use the income from vegetable and excess maize sales to repair her house, afford better medication for her family, and open a small shop next to her house for her son so he can earn sustainable income.



## ii. Health & Nutrition:

District Health Planning (DHP) & Management support were identified as weak areas in the extensive provincial consultations undertaken in the post-flood scenario with particular reference to devolution in the wake of the 18th Constitutional Amendment. A specific DHP work plan was developed in this regard with objectives covering a national survey on the implementation status of DHPs; review and revision of roles and responsibilities of District Health Management Team (DHMT); development of guidelines for DHPs; design of a training module for District Health Planning and Evaluation; and district capacity building training workshops.

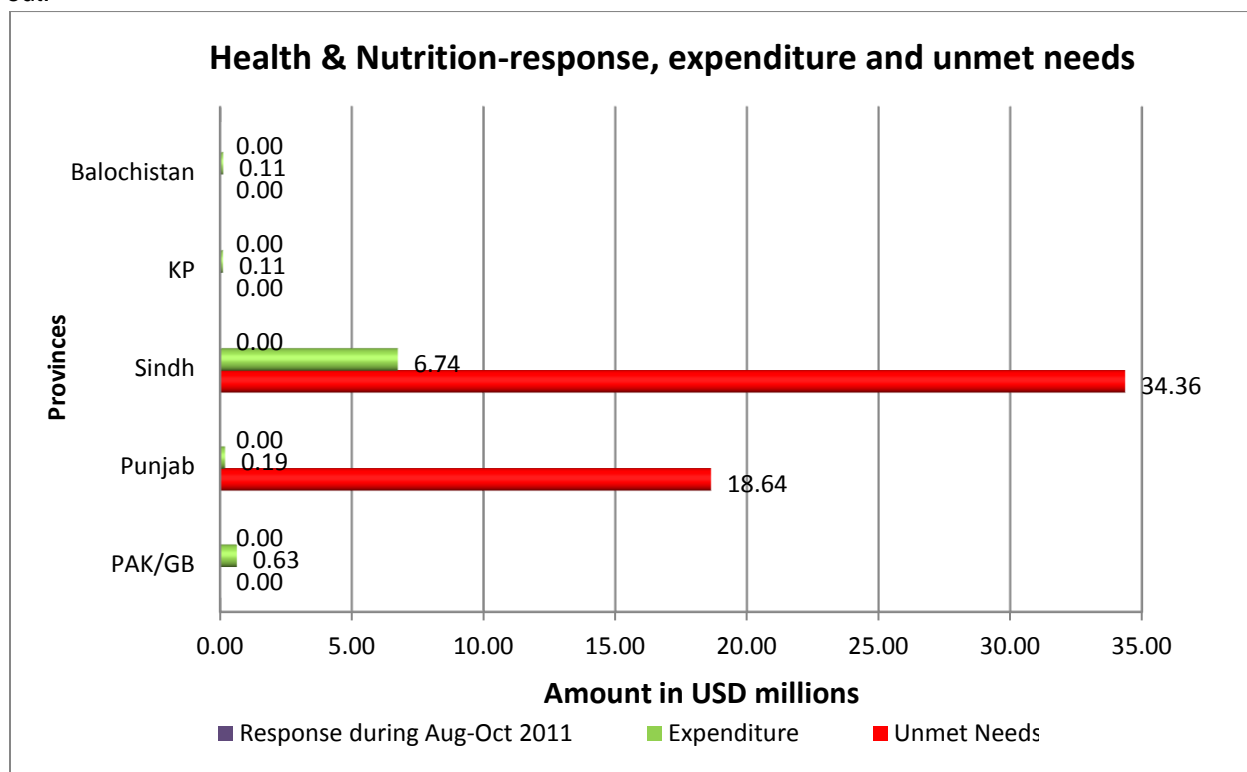
Attention was drawn to the crucial role that the community-based health workforce could play in all phases of a crisis (both emergencies and disasters). Along with this idea, a proposal was prepared for developing a CBDRM Manual for community health workers. A senior level consultant was hired to design and test the Manual. The first draft of the CBDRM Manual has been developed and is currently being reviewed by stakeholders in different provinces.

### Key Challenges

- Inadvertent delay in data collection due to floods
- Provincial interaction held up due to dengue epidemic (Punjab)
- Low participation in the consultation meetings on the development of the CBDRM Manual.
- Lack of adequate funding

Following the 2010 floods, the Nutrition Cluster was activated and in the immediate relief phase new partnerships were forged with local and international NGOs to implement Supplementary Feeding

Program (SFP) and Outpatient Therapeutic Program (OTP) along with Stabilization Centers (SC). Most of the projects ran till July 2011. Over the past three months there was a trend in KP to close down the OTP and SFP sites setup specifically for the 2010 floods. In Punjab and Sindh the projects continued to roll out.



Nutrition Information System (NIS) v2.0 was launched, which is more user-friendly, and all the partners were given training on this. During the past three months, partner reporting has significantly improved. Nutrition working group meetings are a regular feature in all the provinces and at federal level to discuss on-ground problems, achievements and policy. The Nutrition Sub-SWG evaluation by UNICEF headquarters has been underway since the second quarter of this year and is now in the final stages. Province-wise progress is as follows:



**Punjab:** 201 OTP/SFP and 10 SC are presently operating in Punjab, while 4 OTP/SFP in Multan district were closed on 30 September 2011. The total number of children (6-59 month) screened since the beginning of the nutrition programmes in Punjab is 1,770,013 (104.6%), out of these 90,106 (5.1%) children were found to have Severe Acute Malnutrition (SAM) and 254,291 (14.4%) Moderate Acute Malnutrition (MAM).

**KP:** Since the onset of the floods, UNICEF has supported the enrolment of a total of 11,164 severely malnourished children between 6 and 59 months of age in Outpatient Therapeutic Feeding Programmes (OTP) and 96 Stabilization Centers (SC). About 93 per cent of the enrolled children were cured and 7

percent defaulted. Though the cure rate meets the minimum SPHERE standards, the default rate is quite high due to the movement of IDPs out of the programme area.

Community outreach workers/social mobilizers and health educators have conducted awareness sessions on Infant Young Child Feeding (IYCF), Community-based Management of Acute Malnutrition (CMAM) and hygiene education for a total of 1,180,845 mothers/caretakers of under 5 children and PLWs in IDP camps, host communities and areas of return of KP and FATA since January 2011.



**Sindh:** During the months of August and September, floods hit again and this time 22 of the 23 districts of Sindh were affected, including many areas previously affected by the 2010 floods.

**Balochistan:** The interventions were stopped in July and hence there were no activities for the sector in the reporting period. However, interventions have again been rolled out since last month.

The table below shows the cumulative progress of the H&N Sector:

#### Cumulative up to October 2011

Province	No. of sites (OTP and SC)	No. of Children Screened	Total Number of children in OTP/SC	No of SFP site	No of SFP admissions Children	No of PLWs screened	No of PLWs admitted in SFP
<b>Balochistan</b>	0	63726	7696	0	21613	99722	25257
<b>KP</b>	29	1058805	12190	29	62806	372567	33093
<b>Punjab</b>	203	1841895	69685	202	223466	568594	119550
<b>Sindh</b>	453	2325459	37488	453	127704	573301	74780
<b>Total</b>	<b>685</b>	<b>5289885</b>	<b>127059</b>	<b>684</b>	<b>435589</b>	<b>1614184</b>	<b>252680</b>

The response during the reporting period was USD 0.006 million (Balochistan=.001M, KP=USD 0.001M, Sindh= USD 0.001M and Punjab= USD 0.002M). Expenditure during the reporting period was USD 7.77 million, which includes USD 0.11 million in Balochistan, USD 0.11 million in KP, USD 6.74 million in Sindh, USD 0.19 million in Punjab and USD 0.63 million in PAK/GB. Balance unmet needs have been reported as USD 44.95 million which includes USD 34.36 million in Sindh, USD 18.64 million in Punjab, none in the case of PAK/GB, while Balochistan and KP have received funding in excess of prioritized needs.

Allah Ditta was born at the beginning of the year to Fayyaz, a local labourer. Due to poor economic conditions they could not afford a good diet. At four months Allah Ditta's weight was 2.8 kg. He was barely gasping for breath when his parents brought him to the Stabilization Center for help. Allah Ditta was suffering from SAM, having acute watery diarrhea, UTI & fever. His mother reported that two of his brothers and one sister died of a disease called *Sooka* (local terms for Protein Energy Malnutrition). He was also in the terminal stage (gaspings) when he child reached the SC. The Patient was assessed by the Medical Officer and was referred for Nutrition Therapy to SC MZG, established and run by MERLIN.

*....rest on next page*

Patient was received in shock due to hypoglycemia, 10% sugar was offered to overcome hypoglycemia. The child was treated for SAM according to UNICEF & WHO SOPs SAM medically complicated children.

Since the child was less than 6 months old, F-75 along with ReSoMal was offered and he was later on kept on F-100. The mother of the child was counseled on breastfeeding, and started to do so. Continued follow ups to SC & on OTP protocol was carried out for Allah Ditta and now he has been shifted to the SFP program for continued nutritional therapy. His parents are very happy to not lose this child as they did with his siblings.

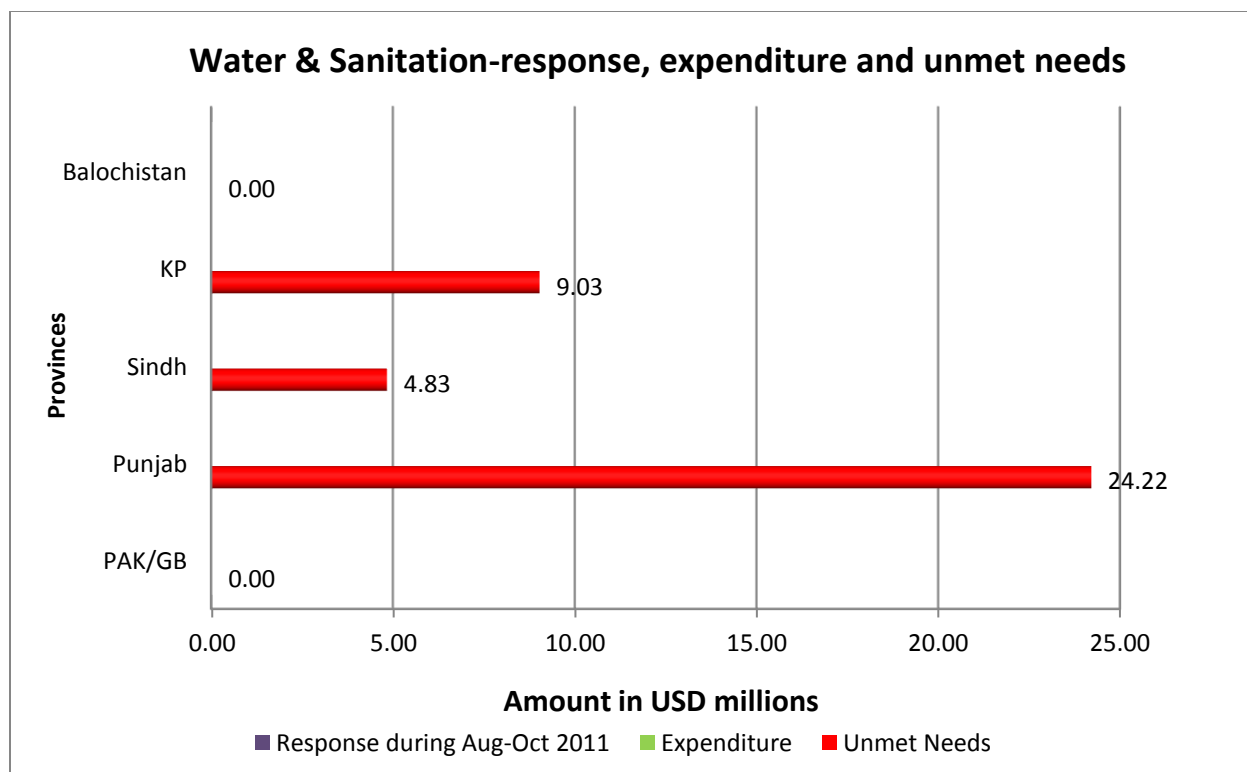


### iii. Water & Sanitation:

During the reporting period, 4 WatSan SWG meetings were held in Balochistan. Staff of partners working in the field were trained on use of the Initial Rapid Assessment (IRA) tool at Dera Allah Yar, District Jaffarabad. A Roster of focal persons of WASH partners trained in use of the IRA tool was developed. The Roster members were part of Assessment teams who conducted rapid assessments in the 2011 monsoon emergency. A District Action Plan has been finalized by prioritizing UCs (worst affected & high risk polio) and WASH activities, with the support of PHED and partners. It will be further shared with the National WatSan Sector for resource mobilization. A one day training session for WASH SWG partners on Single Reporting Format (SRF) was organized with the support and collaboration of UNICEF, UNOCHA & IMMAP. UNICEF also organized a 4-day capacity building workshop (2 days each on Proposal Writing and Social Mobilization) for WASH partners from 22-25 August 2011. 3 ERF projects of BRDS, PIDS and PEACE Balochistan were completed in the ER districts.

In KP, 6,374 female hygiene kits were distributed. A total of 2,179 hand pumps were installed and 7,920 repaired; 12,685 flush/pour latrines were installed and 2,667 drinking water supply schemes rehabilitated. In Punjab, 89 water supply schemes were rehabilitated; 3,074 hand pumps installed; 675 water storage tanks with a capacity of over 17.3 million gallons disinfected and 12,364 latrines installed. 624 villages were declared open defecation free (ODF) and 561 operators of water supply schemes trained in chlorination techniques. Due to the fresh floods in Sindh, ER activities virtually stopped and the focus shifted to relief activities during the reporting period.

The WatSan SWG could not share financial information as most of their partner agencies shifted their focus to relief in the aftermath of the fresh monsoon floods in Sindh and Balochistan and could not provide facts and figures on response and expenditure during the reporting period. Hence, the balance needs remain at the previous reported figure of USD 32.57 million, of which USD 9.03 million is needed in KP, USD 4.83 million in Sindh and USD 24.22 million in Punjab. For other provinces/regions, the response exceeded needs, by USD 5.05 in Balochistan and USD 0.47 million in PAK/ GB.



Janwari Bibi, r/o village Ghala Dher, UC Pir Sabaq, is responsible for her five daughters, two sons and mentally disturbed husband. Janwari and her elder daughter work as domestic maids to support the family which is living in a 'hand to mouth' condition.

Janwari related that earlier they had no latrines in their house due to financial constraints, and they would defecate in the open and throw the faeces in the nearby solid waste heap in front of the house. This was quite uncomfortable because her daughters were young Janwari was always thinking of their safety.

"When I was informed about women meeting in the village I initially thought they would provide something like household items or any other help. We were informed about our health and hygiene which we never heard before and had not assigned it importance. But when I realized that open defecation is such a big hazard to our health I was a little concerned and I thought when we use our hands to throw it on a solid waste place we were so vulnerable to so many diseases. We decided in the meeting that we would construct latrines as per shared design which was very easy and cost effective. We were told to use ash in that latrine rather than water and to place it at a suitable distance from a dug well or water place and to always cover the hole of that latrine with something like wood to avoid flies and bad smells.



"Now, I am very satisfied, at least I have privacy and safety from so many diseases. We were also informed and are now convinced that diseases which cause so many financial problems for us can be further reduced by washing hands with soap after defecation or before cooking meals."

#### iv. Education:

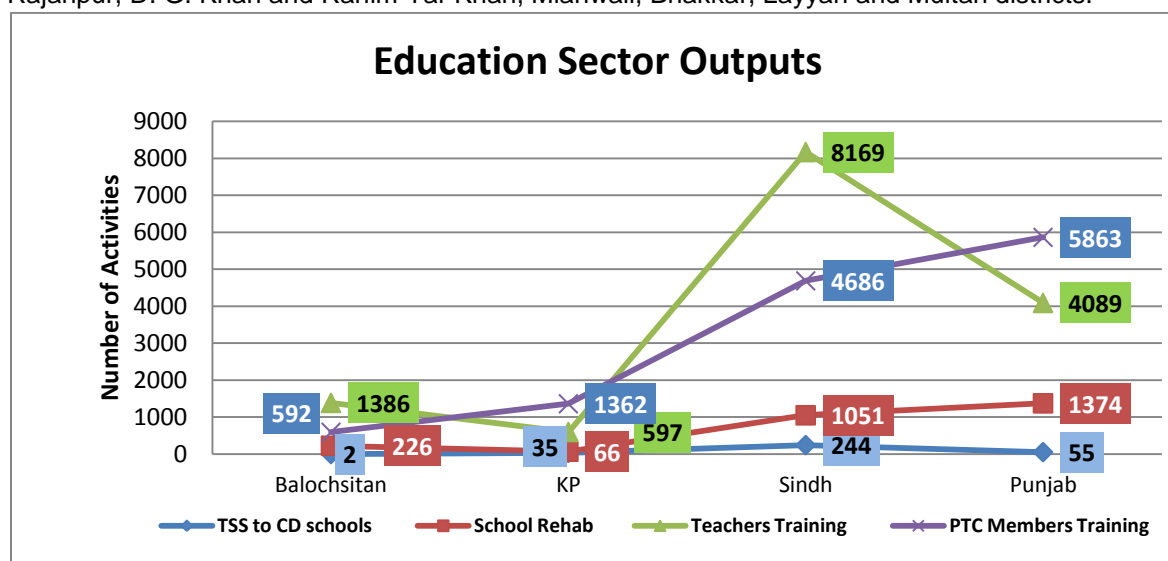
The Education SWG reached 94 per cent of its 1.3 million target beneficiaries including 471,649 girls and women and 779,877 boys and men, to support Education Early Recovery response. Some of the highlighted achievements in affected districts across Pakistan are as follows:

By the end of October, 342 severely damaged schools including 58 girls' schools were provided Transitional School Structures (TSS), some 42,226 children including 15,662 girls are attending these schools in Punjab, Sindh, Balochistan and KP. Over 5,000 Transitional Learning Centres (TLCs) were established for a period of 3-6 months to ensure continuation of education services after 2010 floods. These TLCs provided educational and joyful learning opportunities to 397,482 children including 164,235 girls.

A total of 2,781 schools were renovated, including 887 girls' schools; the schools are currently being accessed by 395,926 children, including 143,172 girls and teachers (male: 5,873, female: 2,513) in KP, Balochistan, Sindh and Punjab.

The Education SWG under its capacity building programme has trained some 266 participants (including 89 females) on INEE Minimum Standards for Education through 9 workshops conducted in Sindh, Punjab, KP and Balochistan. Reactivation and strengthening of PTCs continued for some 13,880 PTCs/PTSMCs members including 3,956 females. The capacity building program has also covered 15,334 teachers and education personnel, including 4,832 females, aiming at initiating quality education improvement.

The Education Early Recovery response is continuing in Balochistan, with approximately 138,000 children and adults reached through various activities including establishment of TLCs, construction of TSS, school rehabilitation, teacher training and distribution of school supplies. Overall, the education response has reached 447,712 beneficiaries (41% girls/female) in Punjab, with a total of 758 TLCs established providing educational opportunities to some 128,620 children (including 54,689 girls) in Muzaffargarh, Rajanpur, D. G. Khan and Rahim Yar Khan, Mianwali, Bhakkar, Layyah and Multan districts.



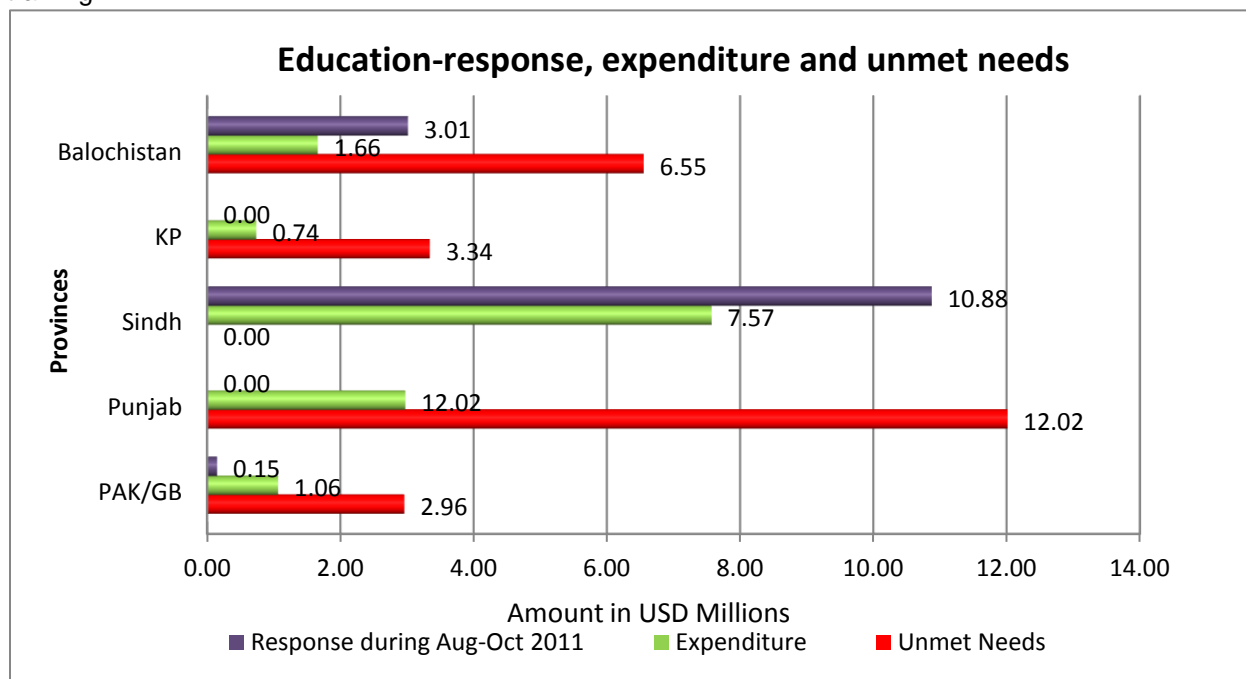
These TLCs also supported education at ECE level, with some 16,997 children being enrolled in 236 ECE centers. In the reporting period 14 TSS/TLS were established by Save the Children in Rajanpur district. A total of 55 (UNCIEF: 2, Save the Children: 53) TLS were established in Punjab benefitting 8,328 school children (Boys: 3,997 and Girls: 4,331).



The SWG has reached 473,605 beneficiaries including 165,255 girls / females in the worst affected districts of Sindh. Education activities are continuing in 811 TLCs in Sindh. Some 35,916 children (including 1,165 girls) are studying in these TLCs. The number of schools rehabilitated has increased from 989 to 1,051 (including 170 girls' schools). Currently 122,085 children (33,619 girls) are benefitting from these schools due to resumption of educational activities and 2,840 school teachers are engaged in teaching. In addition 14 schools were provided with TSS by Save the Children in Sindh. Currently some 28,424 children including 9,655 girls are studying in these schools.



In KP, currently 20,713 children (including 9,438 girls) are studying in some 174 TLCs. Three ERF- funded projects are under way in KP through PRDS, NIDA and URDO; these have provided effective contributions to the education early recovery response at a time when very few organizations were working in KP. There is a greater need to reach children in flood affected districts. Some of the needs in KP are for school supplies, rehabilitation of schools and teacher training.



The response during the reporting period was USD 14.04 million (Balochistan=USD 3.01M, Sindh= USD 10.88M, PAK/GB=USD 0.15 million and nil in Punjab and KP). Expenditure up to the reporting period was USD 14.01 million which includes USD 1.66 million in Balochistan, USD 0.74 million in KP, USD 7.57 million in Sindh, USD 2.97 million in Punjab and USD 1.06 million in PAK/ GB. Balance unmet needs have been reported as USD 22.72 million which includes USD 6.55 million in Balochistan, USD 3.34 in KP, USD 12.02 million in Punjab, USD 2.96 million in PAK/ GB; Sindh has received funds in excess to the tune of USD 2.15 million.

### Key Challenge(s)

- Gap in response for School rehabilitation and Temporary School Structures
- Sindh, Balochistan and some parts of Punjab have again been affected in the 2011 monsoon
- SRF compliance remains a challenge even after rigorous follow up.

“Education for All” has been a global slogan in all over the world. It is far easier to meet the criteria for quality education in normal conditions as compared to that in disaster prone areas. After the floods the routine life of the inhabitants of district Muzaffargarh has been severally affected. It was impossible to have a routine education system in school buildings severely damaged by the floods. Children’s Global Network conducted a rapid assessment of the needs for continuation of quality education in the area. In this regard a five days training on “Child Centered Interactive Teaching and Learning Methodologies” was arranged for the teachers of disaster-hit areas.



After the training CGN-P has been providing technical assistance to implement the child centered methodologies in the schools. GPS Patni # 1 is situated in district Muzaffargarh. At the time of the visit of the CGN-P team it was observed that all the teachers of the school had started implementing training contents to improve the quality of education in spite of lack of basic facilities. During the visit it was also observed that teachers placed emphasis on the psychological and physical environment. Students were very confident and had the freedom to ask questions. The head teacher reported that students’ confidence levels and learning capabilities were increasing day by day with the help of morning meetings.

Teachers were able to create a democratic environment in classrooms through a Students Representative Council. This represents students from all grades. The students express their views/opinions during School Council meetings. It was observed during the visit that teacher interaction is very positive with students. In classrooms groups had already been formed enhancing cooperation, sharing resources (pencils, erasers, colours etc) and enhancing patience levels. Each group was named after the students’ favorite personalities, flowers, cities, countries and fruits - which shows the diversity of thinking of the students. They were responsible for different assigned tasks from teachers and for maintaining classroom discipline. Teachers also encouraged students to display their own work.

## v. Housing:

A household survey of the flood affected people found enormous shelter needs, with 42% of the surveyed people reporting that their houses had been completely destroyed by the floods and 27% expressing fear that they may have lost the land that their house was built on. Displaced populations began to return to their places of origin as soon as the water receded; however, the vast majority of the population remained unable to rebuild their houses even 8 months after the floods.



The Housing SWG assisted the affected population in their efforts for self-recovery of shelters by supporting them to construct disaster-resistant shelters. The shelter design(s) were adapted as per local culture and technology and took into account the privacy needs of women. A total of 183,897 shelter units will be supported by targeting extremely vulnerable households. Extremely vulnerable households unable to contribute labor or material due to gender, health or age constraints are being provided full subsidies for construction of one room shelters. Women headed households and households with a high number of women and children are considered priority among the extremely vulnerable households.

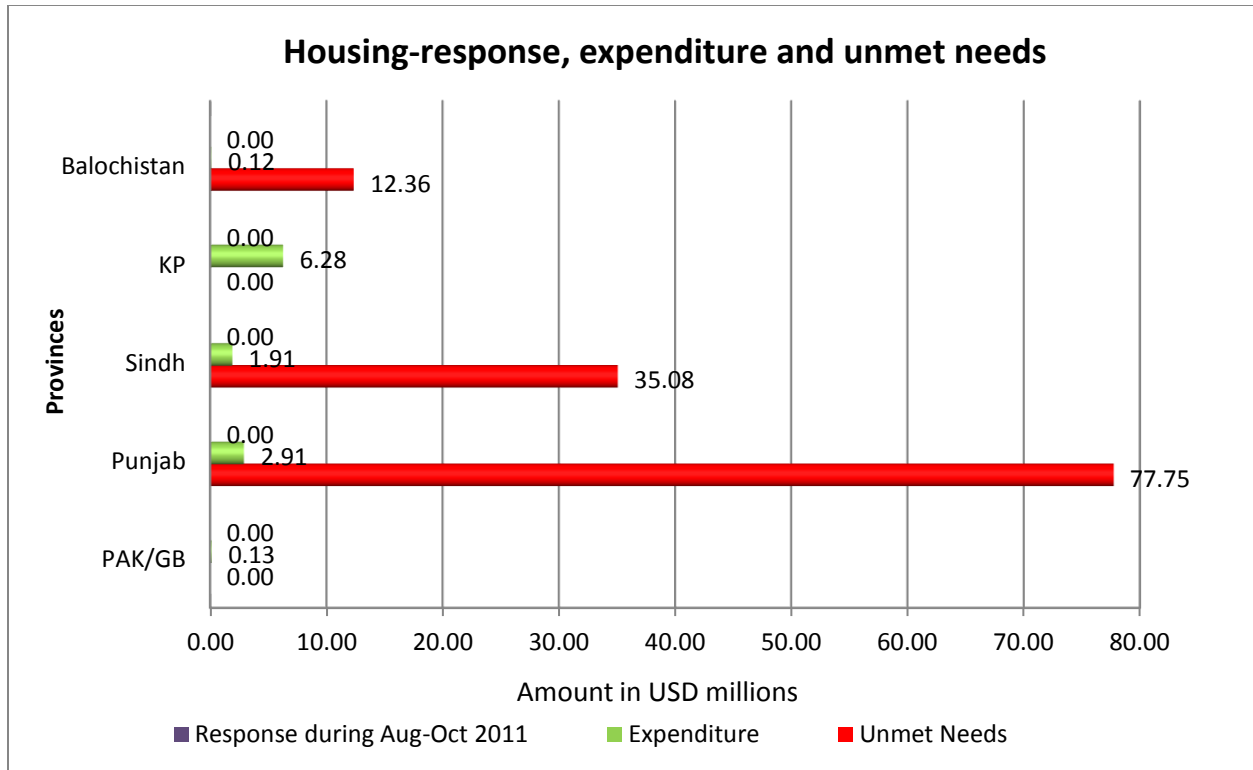
The table below shows the overall target and progress so far:

Province / Region	Damaged/ Destroyed Houses	No. of Shelters / Houses completed by July (ORS+TS+SR)	No. of prioritized ORS	No. of ORS Completed up to July	ORS completed during Aug-Oct 2011	Expenditure during Aug-Oct 2011
Balochistan	59,484	113,204	11,500	21,516	135	115,425
KP	116,866	34,312	18,572	16,765	7,340	6,275,700
Punjab	301,211	93,615	111,736	48,297	3,407	2,912,985
Sindh	346,942	180,628	85,242	81,541	2,233	1,909,215
PAK/GB	2,877	304		154	154	131,670
<b>Total</b>	<b>827,380</b>	<b>422,063</b>	<b>227,050</b>	<b>168,273</b>	<b>13,269</b>	<b>11,344,995</b>

Despite repeated efforts, the sectoral lead could not provide figures on the response during the quarter. Hence the response remains zero and the expenditure has been calculated by multiplying the number of ORS units with the average base cost per unit. The expenditure during the reporting period thus comes to USD 11.34 million which includes USD 0.12 million in Balochistan, USD 6.28 million in KP, USD 1.91 million in Sindh, USD 2.91 million in Punjab and USD 0.13 million in PAK/GB. Balance unmet needs remain at USD 118.60 million which includes USD 12.36 million in Balochistan, USD 35.08 million in Sindh and USD 77.75 million in Punjab, zero in PAK/GB and USD 6.58 in excess in KP.

### Key Challenge(s)

- Availability of Skilled Labour
- Availability of Materials (Bricks)
- Price Hikes
- Weather conditions
- Harvesting Season
- Security Situation



Bakht Meena and her husband have 9 children. When the floods hit their village in July 2010, she and her family fled their house and started living on the Peshawar Motorway. They returned to their village when the water receded, only to find their house completely damaged. Her husband and her 18 year old son participated in the building of their shelter, and they learned construction techniques from available guidelines and through the master masons. In June 2011 they were living in a tent while the construction of their shelter was ongoing.



Four months later, Bakht Meena and her family could be found smiling in their new shelter. They are extremely happy that they can sleep peacefully inside a sturdy shelter, which withstood the heavy rains during the moonsoon season of 2011 and will continue to provide a roof over their heads.

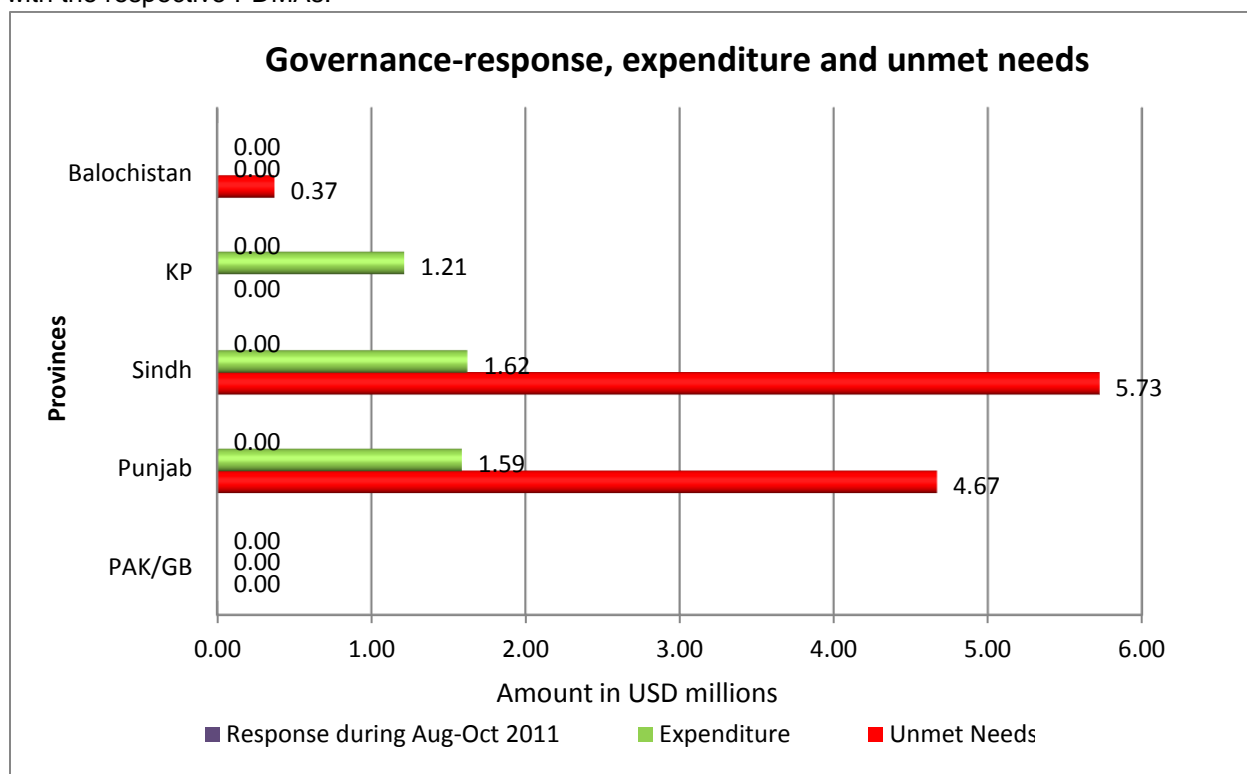
#### vi. Governance:

As a result of a continuous participatory decision-making process, prioritization of affected public sector offices was completed in all four provinces during this quarter. PDMA Punjab and PDMA Sindh hosted multiple meetings to get input from district governments and promote coordination with provincial departments. Issues of process of selection of buildings, allocation of resources and consultations with the district governments were explained and all stakeholders



expressed their points of view. After all the consultations, the prioritization process was completed and lists of prioritized buildings were handed over to UNDP. UNDP then floated tenders for Balochistan and Khyber Pakhtunkhwa provinces, and technical evaluations were in process as of the end of this quarter. The same procedure will be followed in the case of Punjab and Sindh. Donors also visited the prioritized buildings in Punjab during this quarter in coordination with ERP and ERWG teams.

The second major activity of GSWG is restoration of damaged records in the provinces; to this effect, planning and policy guidelines were framed during the reporting period. Khyber Pakhtunkhwa earmarked District Charsadda and Nowshera as prioritized areas for this activity. Consultations with line departments by PDMA and GSWG continued and project proposals are under discussion. This project will increase the visibility of the efforts of donors and implementing agencies, while addressing key issues of governance in the districts. Punjab and Balochistan are following a similar pattern of preservation of revenue records for policy planning purposes. It is believed that protection of rights of the most vulnerable communities will be ensured by this project. Sindh is also considering similar proposals and consultations are taking place with the respective PDMAs.



There was no additional response during the reporting period and it remains at the previous level of USD 8.74 million. Expenditure during the reporting period is estimated at USD 4.42 million which includes USD 1.21 million in KP, USD 1.62 million in Sindh, USD 1.59 million in Punjab and nil in the case of Balochistan and PAK/GB. The balance unmet needs thus remain at USD 10.54 million which includes USD 0.37 million in Balochistan, USD 5.73 million in Sindh, USD 4.67 million in Punjab, nil in PAK/GB and USD 0.23 million in excess in case of KP.

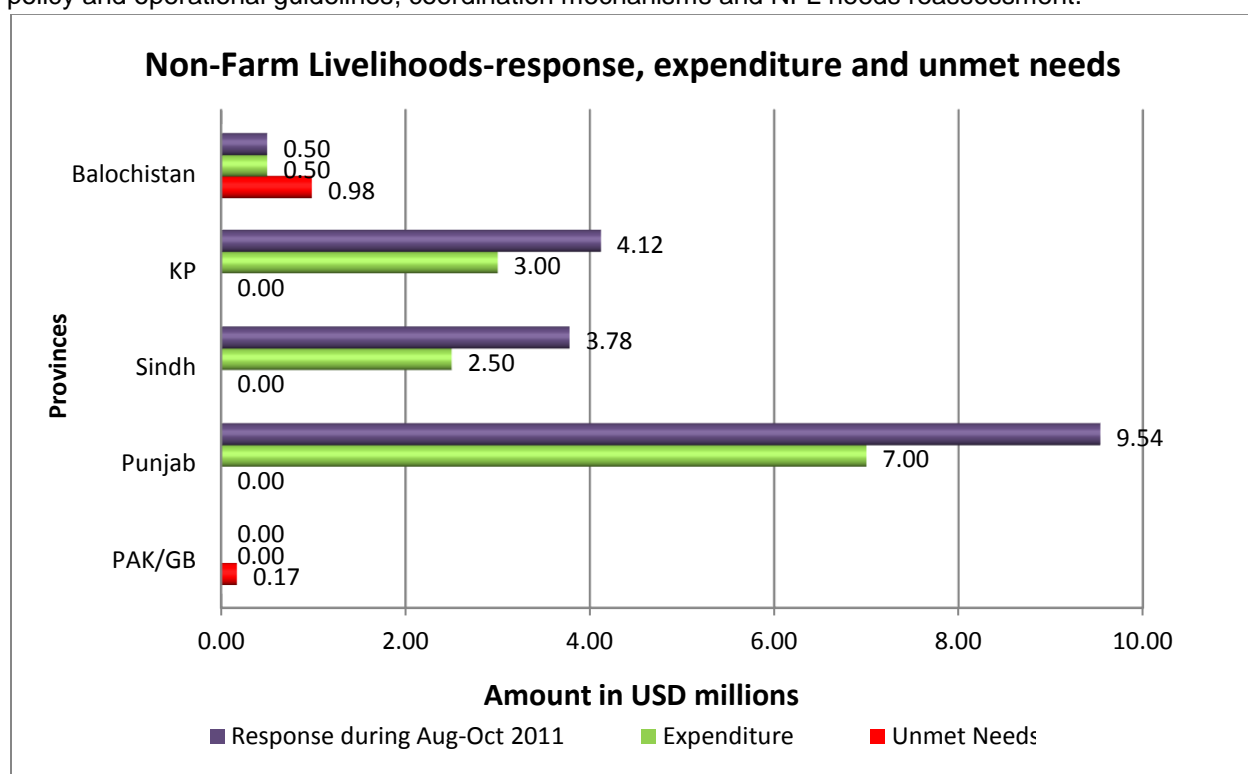
**Key Challenge(s)**

- Difficulty in speedy execution of projects.
- Lack of capacity of local staff.
- Monsoon 2011 and its impact in Sindh & Balochistan

## vii. Non-Farm Livelihoods:

The SWG managed to hold twelve meetings at national level, along with provincial and district level meetings to coordinate and galvanize interventions and synergize efforts to wriggle through the challenging phase of early recovery. In order to keep the flow of information intact, the NFL indicators for SRF-V2 were developed and uploaded during the reporting period along with a simplified data collection tool to respond to the NFL interventional canvas.

The NFL Prioritized Early Recovery Needs Strategy focused on ensuring adequate income and employment for the flood affected population, and enabling them to return to their normal (pre-flood) non-farm livelihoods activities. This has been done through micro-finance loan restructuring/repayment, provision of loans/grants, value chain analysis to identify new livelihood opportunities, restoration of micro-/small enterprises, skills enhancement, provision of tools, and social protection measures, especially for the most vulnerable. Some of the main accomplishments during the quarter Aug-Oct 2011 are coordination and facilitation of provincial and district NFLSWGs, information sharing through meetings and virtual network, development of NFL indicators, uploading of NFL indicators on NSRF V2, sharing of policy and operational guidelines, coordination mechanisms and NFL needs reassessment.



During the reporting period, an amount of USD 17.94 million was mobilized taking the total response up to October to USD 22.94 million. The provincial fund segregation stands at: Balochistan USD 0.5M, KP USD 4.12M, Sindh USD 3.78M, Punjab USD 9.54M and nil in PAK/GB. There will not be any need for additional funding in this sector. Expenditure up to the reporting period was USD 13 million

### Key Challenge(s)

- Data collection update and sifting out of NFL fund segmentation
- Development of indicators for SRFV2 and the endorsement by NFLSWG members
- Mustering support for NFL

which includes USD 0.5 million Balochistan, USD 3.0 million in KP, USD 2.5 million in Sindh, USD 7.0 million in Punjab and nil in PAK/GB.

“In the desperate times of post Flood 2010”, says Hakim Mai, “I was left with screams and sorrows and had bleak chances to earn bread for my children as the sole bread earner of my household. Then suddenly I heard about an NGO imparting skill trainings to earn ones livelihoods.” Hakim Mai, a widow, lives in Bait Rawana UC Mahra DIK with her two sons and two daughters. “I got little bit upset,” exclaimed Mai, “when I heard that without recommendation by any influential of the area such NGOs do not register applicants. But due to non-existence of any opportunity to work I approached the NGO people. They (BEST Team) verified my profile and got me admitted to enhance my skills of embroidery with quality and new dimensions to make marketable embroidery products.”



Many such deserving females got the skills of embroidery through these interventions of skill enhancement as well as the provision of tools and certificate at the end of their skill development efforts. “I now support my family by earning almost Rs 5,000 a month,” says Mai.

### viii. Community Physical Infrastructure:

In close partnership with disaster management authorities at national, provincial and district levels, local government institutions, affected communities, and, where possible, the private sector, the sector seeks to restore safe and enabling environments for flood-affected communities in the severely and moderately affected districts to recover from the impact of the floods by focusing on achieving strategic and interlinked outputs. Infrastructure schemes have not only improved the access and quality of services for the flood affected communities but have also created short-term employment opportunities for both skilled and unskilled labour at the local level. The longer-term impact of these activities will be more visible in the near future.



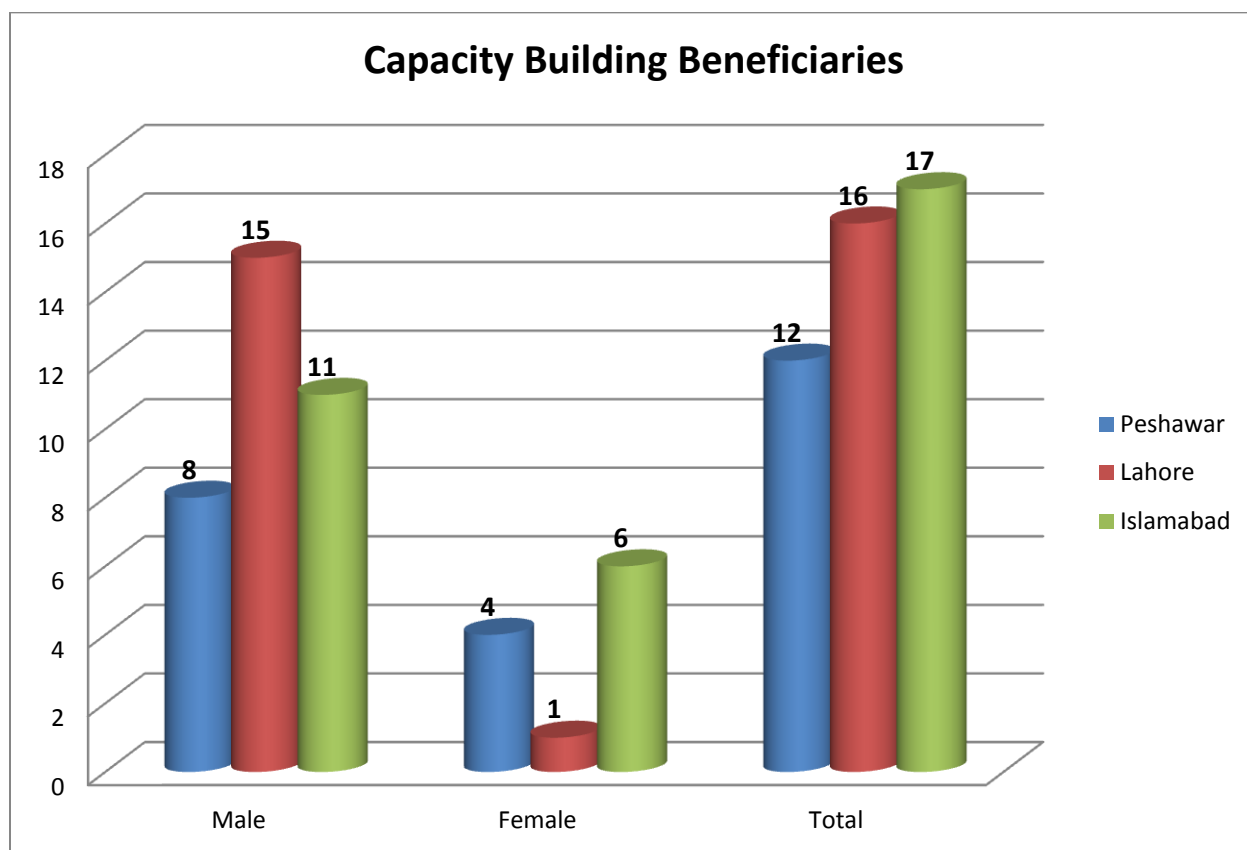
During the reporting period, CIWG partners successfully rehabilitated 193 culverts; de-silted 220 drains and 5 irrigation channels; removed debris from 21 streets; restored 6,253 meters of 44 drains and 72 water supply schemes; repaired 116 streets (11,555 sq. meters brick pavement), 11 kilometres (5) link and 58 farm to market roads, 4,200 meters (62) irrigation channels, 6 water mills, 5 suspension bridges, 5 micro-hydropower stations, 20 protection walls, 195 kilometers of foot track/ pony tracks;



installed one trolley lift, repaired 3 causeways; constructed 50 tube wells and 26 pipe irrigation systems.

A total of 856 communal cash-for-work infrastructure projects were successfully completed, providing temporary employment to 48,846 HHs (398,768 indirect beneficiaries). Some 19,000 beneficiary HHs

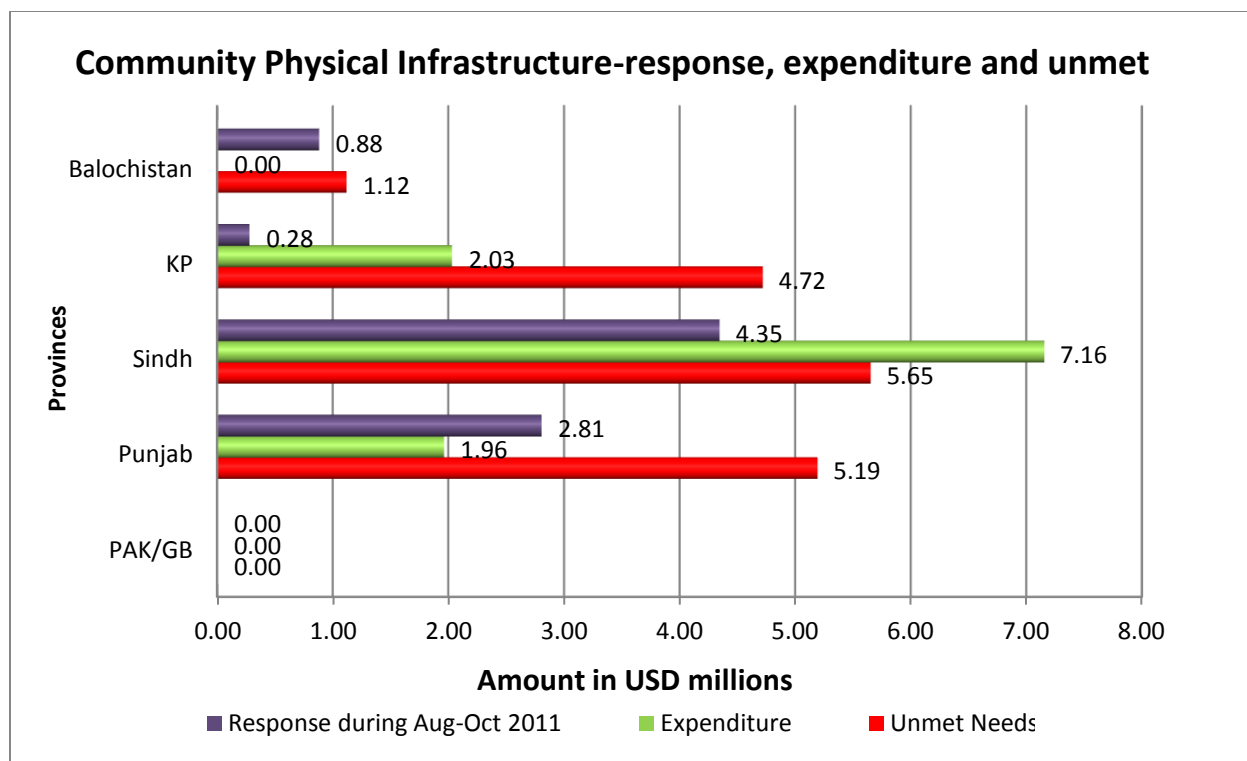
received double-round CFW (each HHs/labor earned USD 150), whereas 29,846 HHs received single round cash-for-work (each HHs/labor earned USD 75). In total, more than USD 4.1 million were channeled into the local economy through CFW. The cash-for-work beneficiaries were engaged to rehabilitate critical micro-community infrastructure such as village access roads, irrigation channels and flood protection walls. The Community Physical Infrastructure Working Group managed to organize three training events for member organizations' staff at national level on Proposal Development and Resource Mobilization through involvement of a renowned capacity building firm. This capacity building event was highly appreciated by member organizations in the current scenario of funds scarcity.



The response during the reporting period was USD 8.31 million (Balochistan=USD 0.88M, KP=USD 0.28M, Sindh= USD 4.35M, Punjab= USD 2.81M and nil in PAK/GB). Expenditure up to the reporting period was USD 11.15 million which includes USD 0.002 million Balochistan, USD 2.03 million in KP, USD 7.16 million in Sindh, USD 1.96 million in Punjab and nil in PAK/GB. Balance unmet needs have been reported as USD 16.69 million which includes USD 1.12 million in Balochistan, USD 4.72 million in KP, USD 5.65 million in Sindh, USD 5.19 million in Punjab and zero in PAK/GB.

**Key Challenge(s)**

- Access to affected areas
- Availability of experienced staff
- Fragile security situation in the affected areas.



## B. Thematic Groups:

### i. Disaster Risk Reduction:

During the reporting period, capacity building of PDMAs in response coordination, search and rescue, establishment of provincial emergency operations and control rooms, preparedness and response capacity of DDMA and setting up of emergency communication systems for DDMA was carried out. Training of Trainers in local governments and NGOs for future training of personnel, and training in Community-Based DRM were conducted benefitting 1,900 participants. Disaster Risk Reduction measures for floods and earthquakes were incorporated in over 63,000 transitional shelters.



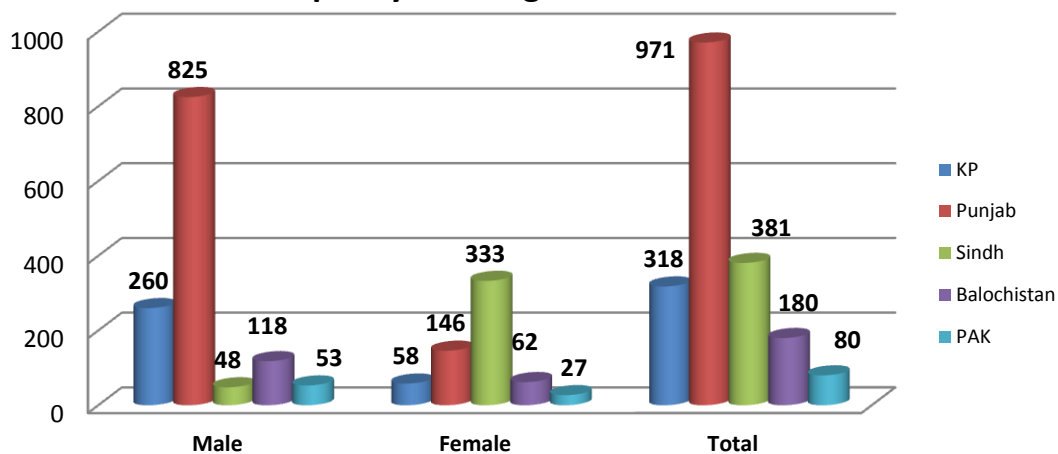
Following the detailed deliberations during the Provincial DRR Working Groups' meetings, the TORs of the Provincial and District level DRR Working Groups were formulated for mainstreaming DRR into the Early Recovery projects and shared with the DRR TWGs. DRR Guidelines for Community Infrastructure, Education, Governance, Housing, WATSAN, Health, A&FS and NFL along with Generic Guidelines for Mainstreaming DRR into Early Recovery Floods 2010 were also drafted and posted on the Pak Response website for the benefit of all stakeholders.

Reinforcement bands in one room shelters are mandatory in UN-HABITAT shelters intervention, as per the seismic zoning for disaster resilient construction. Raised ground plinth levels are now being practiced by the community in shelters and latrines construction. UN-HABITAT has integrated approach in PSFRP and is going to rehabilitate drains and streets in areas where shelters and latrines are being constructed. An appropriate drainage system for controlling rain water or flash floods of medium intensity is the objective of this project.



Social mobilization is the key to mobilize local community for disaster resilient construction. Social mobilization teams are imparting training to local masons and skilled labor for safer construction and are also conducting sensitization/mobilization of local communities for disaster resilient construction. Different kinds of tools are being used for this purpose through electronic and print media. Along with sensitization

### Capacity Building Beneficiaries

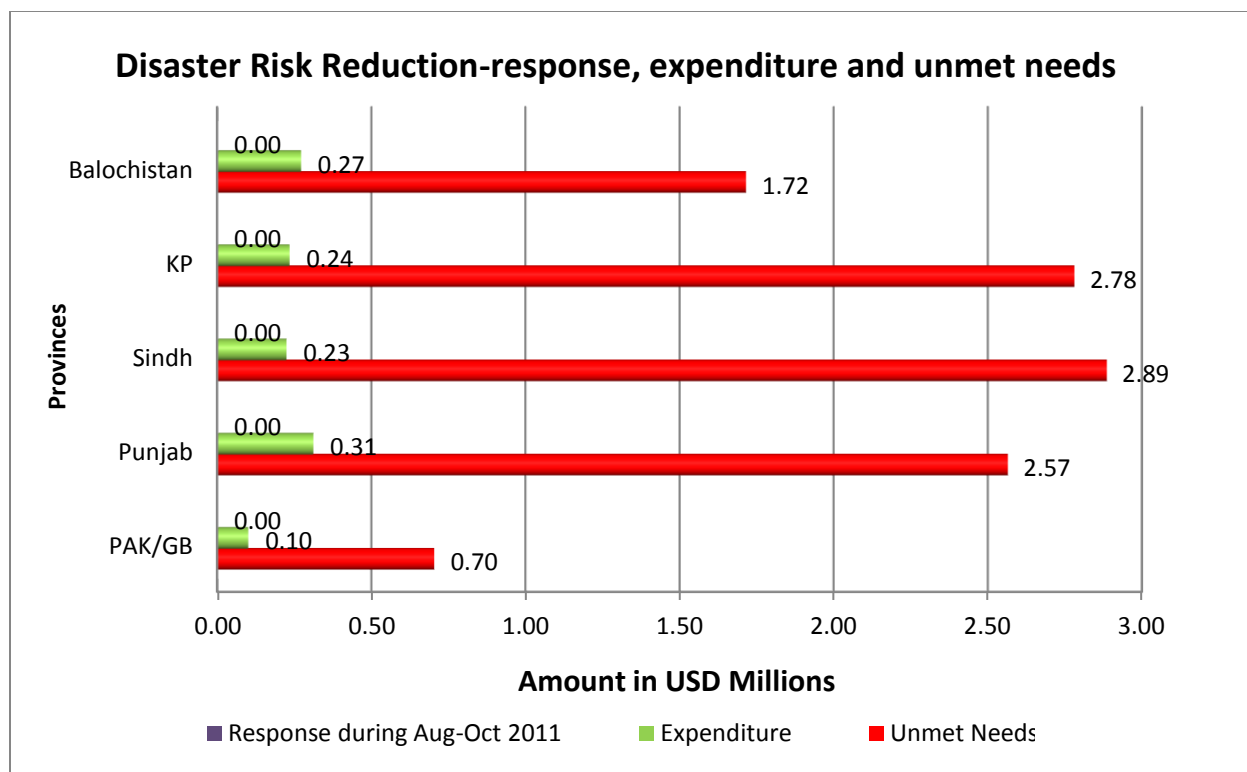


and mobilization, training and capacity building, DRR partners are disseminating IEC materials for disaster resilient construction among the targeted community members.

There was no addition to the response during the reporting period and it remains at the April level, i.e. USD 4.69 million (Balochistan=USD 0.74M, KP=USD 1.21M, Sindh= USD 1.26M, Punjab= USD 1.12M and PAK/GB=USD 0.37M). Expenditure during the reporting period was USD 1.15 million which includes USD 0.27 million in Balochistan, USD 0.24 million in KP, USD 0.23 million in Sindh, USD 0.31 million in Punjab and USD 0.10 million in PAK/GB. The balance unmet needs remain at the previous level of USD 10.65 million which includes USD 1.72 million in Balochistan, USD 2.78 million in KP, USD 2.89 million in Sindh, USD 2.57 million in Punjab and USD 0.70 million in PAK/GB.

#### Key Challenge(s)

- Scoping analysis of the DRR work
- Financial constraints and investment needs in DRR
- Capacity for monitoring and providing feedback
- Coordination for implementation of the DRR guidelines.
- Quick and regular lateral and vertical information sharing



## ii. Environment:

According to the updated need assessment of July 2011, a total of USD 40.109 million were needed to cover 16.173 million beneficiaries in KP, Punjab, Sindh and Balochistan and PAK. During the quarter (Aug-October 2011) a total of USD 2.700 million was received for the stand-alone environmental activities such as plantations, slope stabilization, rivers/ stream stabilization and alternative energy options. Out of the total amount received for stand-alone projects during the reporting quarter, USD 2.594 million has been spent so far to cover 3.372 million beneficiaries. Progress on both cross-sectoral and stand-alone environmental recovery projects has been exceptionally good as compared to the previous quarter. This was due to the increased sensitization and mobilization of the IPs by the Environmental ER Specialist and teams.



For compliance with environmental guidelines, a proactive sensitization campaign was conducted both at provincial and district level. A presentation on guidelines and the need for environmental integration was delivered in the four provincial headquarters and 13 districts.

A total of 2.32 million plants were planted in the flood affected areas. Moreover 240 small-scale school and private nurseries were established. In Sindh 2,315,576, in KP 1,053,326, in Punjab 44,500 and in

Balochistan 3,250 plants were planted during the reporting period. All 240 nurseries have been raised in Punjab.

Debris of over 50,000 buildings (mainly houses) and 23,700 km of access roads and paths was removed and disposed of safely. Out of the total buildings cleared of debris: 46,400 were in KP; 1,800 in Sindh and 2,400 in Punjab. All of the access roads and paths cleared of debris fall in KP.

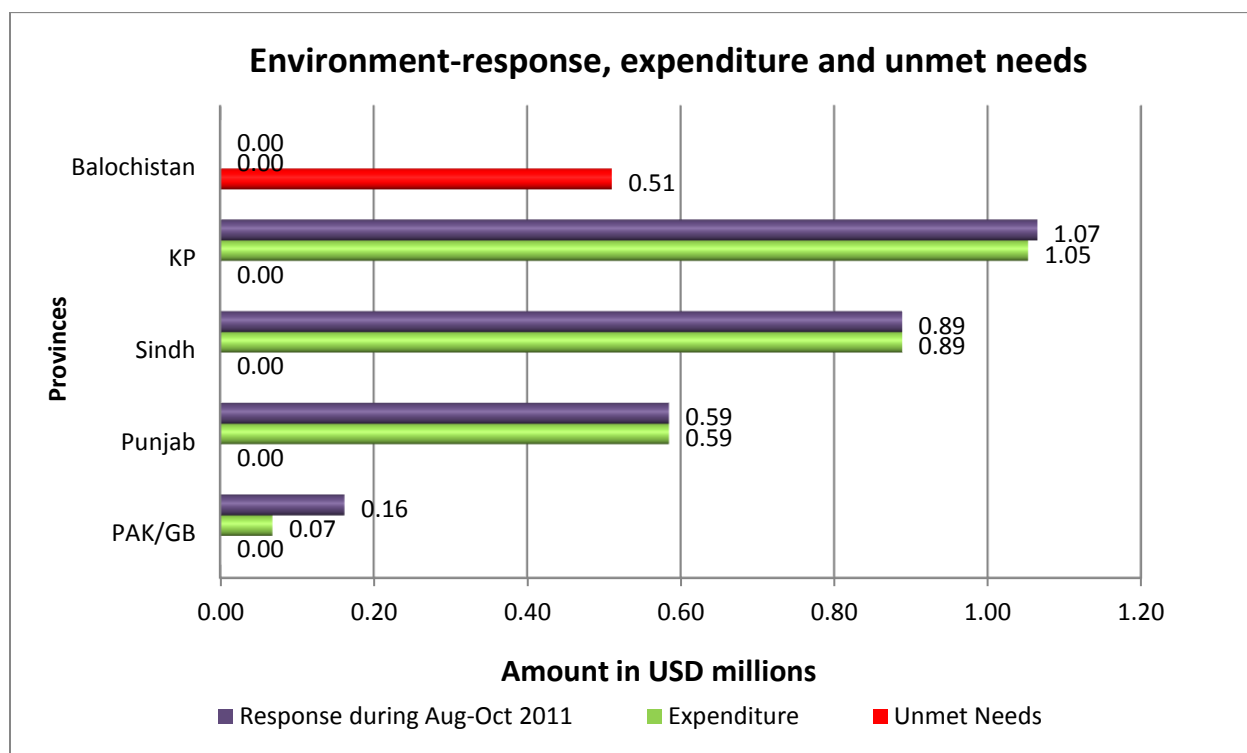


Landslides and eroding streams and rivers were treated in 271 sites/ locations, which besides controlling soil erosion will provide safety to about 35,000 people. 248 of these are in KP and 23 in PAK.

Waste collection has also been a major intervention. Solid waste was cleaned and properly disposed of in more than 1,450 sites where proper disposal sites/ composting pits were developed and over 1,200 waste bins were installed. Moreover community and students waste cleaning campaigns were organized in about 1,200 sites.

- Key Challenge(s)**
- Lack of awareness of stakeholders
  - Progress reporting and on ground monitoring

Provision of alternative and improved energy options has been another big achievement during this quarter. A total of 14,550 solar lanterns, 260 solar street lights, 54 solar water pumps, 264 solar water heaters, and 1,557 solar household modules were installed during this period. These will benefit more than 68,000 beneficiaries in the flood affected areas of KP, Punjab and Sindh. The provision of alternative energy options has been undertaken in KP, Punjab and Sindh.



The response during the reporting period is estimated at USD 2.70 million (KP=USD 1.07M, Sindh= USD 0.89M, Punjab= USD 0.59M, PAK/GB=USD 0.16M and nil in case of Balochistan). Expenditure up to the reporting period was USD 2.60 million which includes USD 1.05 million in KP, USD 0.89 million in Sindh, USD 0.59 million in Punjab, USD 0.07 million in PAK/GB and nil in Balochistan. Balance unmet needs have been reported as USD 7.02 million in excess except 0.51 million still needed for ER interventions in Balochistan.

The Environmental Recovery Programme, started in 2007 in the earthquake affected areas of KP and AJK has shown good successes through community-based integrated watershed management and stabilization of landslides and eroding rivers and streams. Due to its well-trained technical staff, systematic approach and cost effective and easily adoptable techniques, the Environmental Recovery Programme has been ranked as one of the most successful projects of UNDP. This programme once again proved its worth by successfully responding to the environmental issues caused by the 2010 floods in the mountainous areas of KP and AJK. As well as huge damage to lives and property, the 2010 floods resulted in extensive landslides, cutting of river banks and soil erosion. The project successfully launched its activities through mobilization, trainings and implementation of physical activities in four districts i.e. Kohistan, Shangla and Battgram in KP and Neelum in AJK. The project brought together all the key stakeholders (Affected Communities, Forest Department and the Project Staff) on one platform and ensured their collaboration in successful implementation. To protect the local population, control soil erosion and protect vegetation 22 gabion spurs, five gabion retaining walls, eight gabion check dams, two loose stone retaining walls and a diversion channel were constructed in the three districts of KP during a period of only 3-4 months. The work is still going on and will construct about 38 more structures to prevent landslides and river cutting.

### iii. Gender:

With the onset of the 2011 monsoon floods TGG served as a platform offering advice and assistance in relation to gender mainstreaming (assessment and design phase). It is worth mentioning that during the period under review Sindh, FATA and Balochistan were in the relief phase while KP and Punjab were in the early recovery phase.

Major accomplishments of TGG during the period under review include:

In Islamabad, two MoUs were signed allowing linkages and collaborative activities with PRCS and ATDTF. Initial meetings have taken place indicating possible actions for the future, related to assessment and staff orientation on gender. The women desk at PDMA-KP has been notified and the process of staff selection completed. This will be funded by UN WOMEN for an initial period of two years, it will mainstream gender in the relief and recovery efforts in KP through:

Capacity building of PDMA-KP and focal persons from concerned government departments in KP to address gender issues during relief and recovery.

Gender mainstreaming in plans, procedures, assessments and SOPs to be followed during relief and recovery.

Coordination between PDMA, concerned government departments and all other actors (CSOs) involved in relief and recovery to address gender issues.

The main goal is that officials of PDMA-KP and provincial and federal departments involved in planning & execution of relief, recovery and disaster risk reduction activities have the capacity to mainstream gender concerns in all initiatives and monitoring frameworks.

#### Key Challenge(s)

- One of the major challenges was the fact that unlike other provinces, the TGG in Peshawar was addressing both the humanitarian in FATA and early recovery issues in KP.
- Nomination of gender focal points in clusters /sectoral working groups and their participation was not uniform for all clusters/working groups. So, the sharing of information and practices remained an issue.
- Availability of funds to undertake activities that could enhance gender related practices especially coordination and networking activities remained an issue.

The women desk at FDMA has been notified and is to be funded by UN WOMEN for two years initially. The TORs of the staff are being finalized and will soon be advertised.

A Gender Coordinator in Sindh has been designated to oversee gender mainstreaming efforts: this is mainly to provide advice and guidance at provincial level for bridging the gender gap in all sectoral strategies and support the feedback loop of gender-sensitive programming from strategic (central) to operational (province and districts) levels.

Gender Tools developed included frequently asked questions (FAQ) on gender in collaboration with IOM. These were designed to explain gender concepts, especially for the staff of implementing partners and organizations working in the field. In addition, the IASC gender programming checklists were translated and reviewed by the TGG members and are now being published by UN WOMEN.

A referral directory of facilities for assistance to women in distress has been compiled for the humanitarian/government actors involved in assisting the affected population. This directory will be updated regularly and the updates will be shared directly with all concerned so that issues being faced by women can be resolved at the earliest.

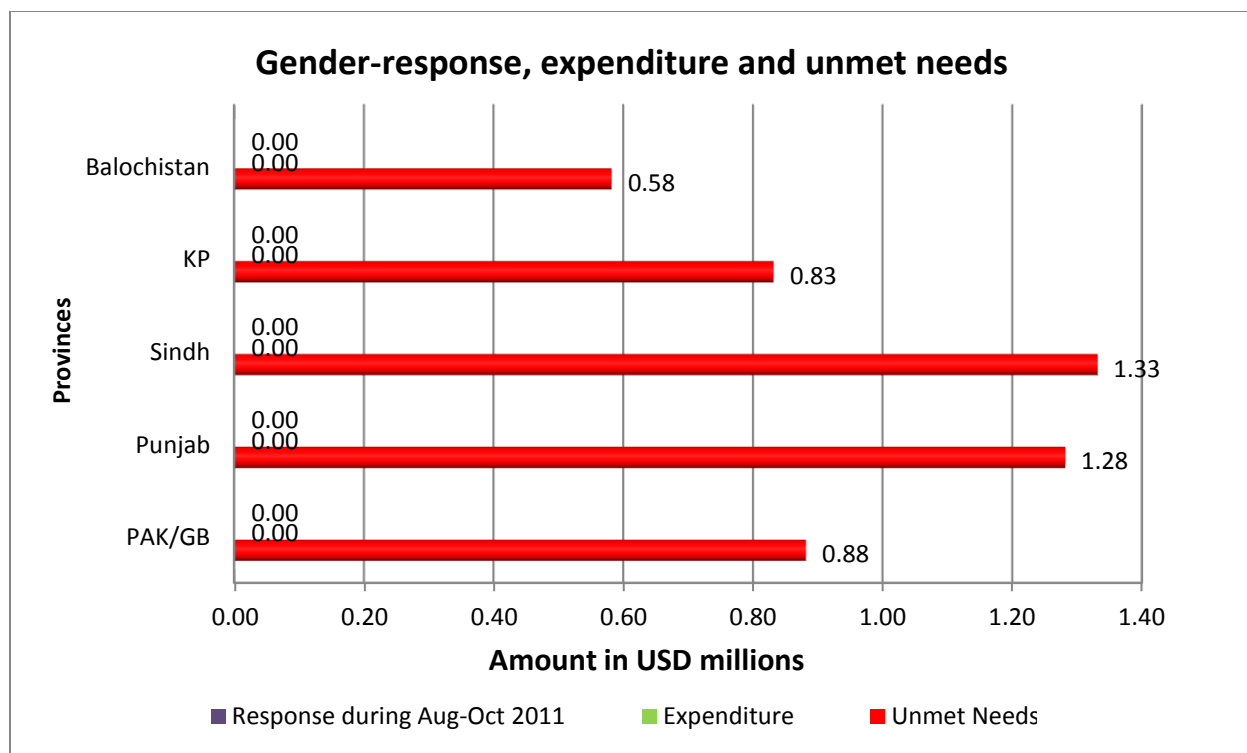
One of the TGG work plan elements is accountability; in this regard the emergency response fund was requested to conduct a gender scan of its 124 projects. A collective effort by the members revealed that 65 out of 124 projects had potential activities to address needs and benefit women, men, boys and girls.

Assessments are crucial for designing gender responsive projects and response at both stages of response and beyond. Technical advice was extended for the Detailed Livelihoods Assessment commissioned by FAO and the initial joint assessment of the 2011 floods.

An assessment titled, "an insight into – Psychosocial Support to people affected by floods and the war on terror" was initiated. Members of the TGG initiated an assessment of the Psychosocial Support provided to the affected population in KP and FATA. It is aimed at understanding and mapping all psychosocial projects being carried out by different organizations in KP and FATA. As well as the provision of vital data, this initiative will also become a basis for development of socially acceptable psychosocial assistance through community mental health programmes for the duration of conflict/ displacement in KP and FATA in particular, and for Pakistan in general.

For gender priorities to be translated into action, application of this knowledge by the professionals in their day to day work and the overall humanitarian efforts is critical. The humanitarian response for the 2011 monsoon required the involvement of local actors. Their participation was considered important by NDMA. A session to fill capacity gaps in proposal development as well as to integrate gender perspectives was organized in which there were over 50 participants.

There was no addition to the response during the reporting period and it stayed at the previous level of USD 0.59 million. Similarly, there was no addition to expenditure during the reporting period. The balance unmet needs remain at the previous level of USD 4.91 million which includes USD 0.58 million in Balochistan, USD 0.83 million in KP, USD 1.33 million in Sindh, USD 1.28 million in Punjab and USD 0.88 million in PAK/ GB.



#### iv. Protection:

The objective of the Protection Thematic Working Group in the ER phase is to support the establishment of a protection conducive environment. The group has focused on Child Protection, Gender Based Violence, Housing, Land and Property Rights; and Age and Disability issues; as well as continued focus on a principled approach to humanitarian assistance that ensures impartial assistance accessible to the most vulnerable. The group is addressing issues across sectors such as: insecure property rights and risk of dispossession for tenants and the landless; creation of cross-sectoral standard beneficiary selection and targeting guidelines; tackling child protection concerns and gender approaches within Cash for Work schemes; developing technical guidelines on ensuring inclusion and participation of older persons and persons with disabilities; and developing standard and principled reporting and referral mechanisms to provide assistance to survivors of sexual and gender-based violence. The group also works to support persons unable to find a permanent settlement solution.

#### Key Challenge(s)

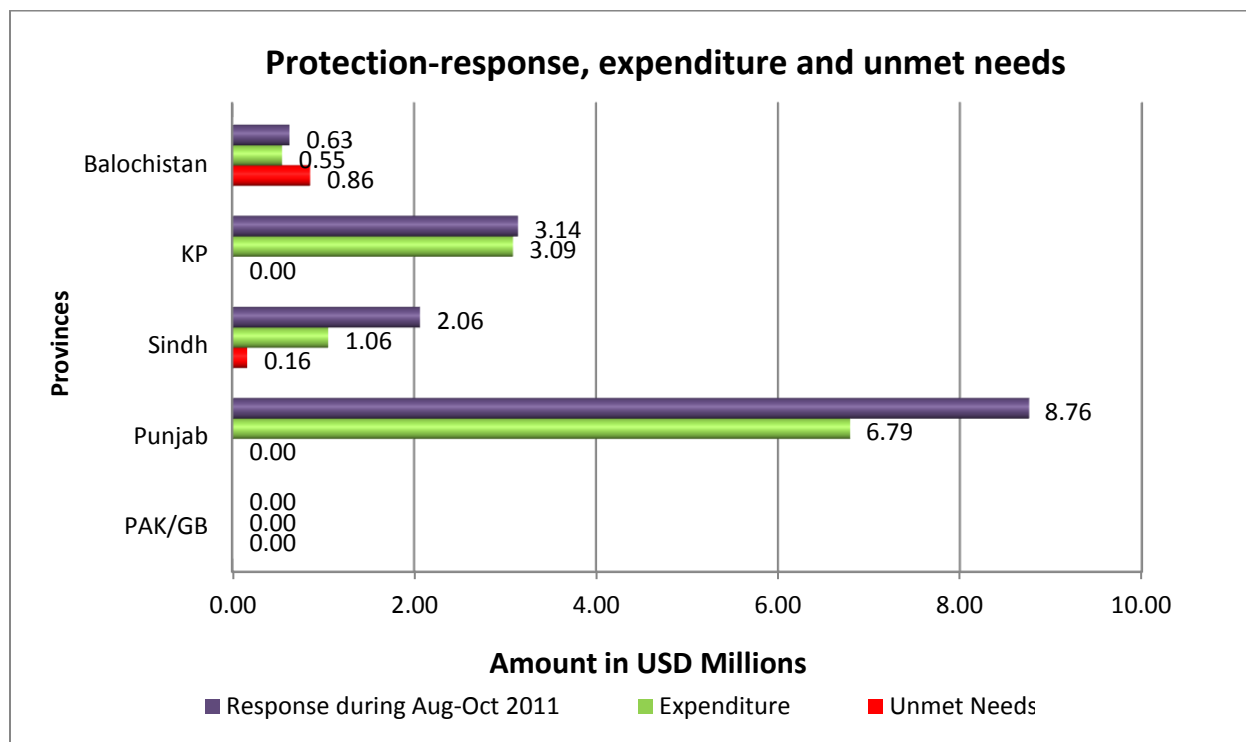
- The level of knowledge and acceptance of protection issues at the institutional level remains very low;
- Pre-existing social and political structures;
- Politicization of aid;
- Communities' ability to identify and respond to protection concerns is weak;
- Outdated land and property laws;
- Lack of understanding among citizens of their obligations and rights;
- Systems in place to address protection concerns are inadequate, under-funded or in many cases non-existent;
- Weak profiling and registration systems has led to a lack of information on affected communities;
- Lack of funding

During the reporting period, the Protection TG provided legal and documentation assistance to thousands of affected persons through 25 protection advisory centers for birth registration and CNIC and; 200

Community Protection Beneficiary Committees and other community networks. 140 community-based Child Protection Centers were established in return locations to provide community level protective services to vulnerable children and families. More than 32,000 children and their families have been assisted through these centers and the associated community child protection committees; 7 child and woman telephone help lines were established covering Balochistan, Sindh and KP for providing information which helped over 2,700 children and 1,100 women on flood-related issues and referred close to 1,500 people to service providers.

Legal protection of children was enhanced through successful development of the Guidelines and Action Framework for Separated, Unaccompanied and Missing Children in Emergencies progressed with provincial level action charts endorsed by child protection working groups in provinces. A total of 14 Child Protection Units (CPUs) were established within the Department of Social Welfare to strengthen government protection structures; which subsequently registered some 17,734 children and provided 13,207 of the children with services. A total of 157 safe spaces, 110 women friendly spaces and 15 women’s facilitation centers were established for women to help link them to advice, information and humanitarian aid.

TG members mapped and assessed available services for survivors of gender-based violence in 18 districts to support referral systems. Staff from LNGOs, INGOs, UN agencies and government was trained on responding to GBV in emergencies, building survivor centered services, Standard Operating Procedures for GBV case management and incident reporting formats. An increasing number of cases of GBV, including sexual violence were referred to the GBV sub-group for referral to appropriate services. GBV radio messages were developed in Urdu and Sindhi and aired on various radio channels.



The response during the reporting period was USD 14.60 million (Balochistan=USD 0.63M, KP=USD 3.14M, Sindh= USD 2.06M, Punjab= USD 8.76M and nil in case of PAK/GB). Expenditure up to the

reporting period was USD 11.48 million which includes USD 0.55 million in Balochistan, USD 3.09 million in KP, USD 1.06 million in Sindh, USD 6.79 million in Punjab and nil in PAK/GB. The needs have been met in excess except Balochistan and Sindh where an additional sum of USD 0.86 million and USD 0.16 million respectively are still needed.

Based on the experience of protection work during the 2010 flood emergency, the Protection Thematic Working Group had in place the Rapid Protection Assessment tool as a part of its contingency planning for the future disaster. The Rapid Protection Assessment form, database, analysis software, enumerators and data manager were ready in August in four provinces through training sessions to be used as part of the protection response. When the floods occurred this year, many of the areas affected had not been affected last year. As a result there is limited capacity in some areas to implement activities or responses that ensure the safety and welfare of the affected populations. However, the ER Protection TG mobilized and trained Rapid Protection Assessment enumerators in Sindh, transported them to locations in Southern Sindh and Balochistan; where the assessments were to be conducted for the joint assessment of other life saving clusters. The Rapid Protection Assessment enumerators succeeded in identifying protection concerns of vulnerable women, people with disabilities and minority groups during the emergency.

## No. of ERWG, SWGs &amp; TGs Meetings held for Coordination, Programming, Reviews etc. during Aug-Oct 2011

	ERWG	Sectoral Working Groups (SWGs)									Thematic Groups (TGs)					Grand Total
		A&FS	Health & Nutrition	WatSan	Edu:	Housing	Govern	NFL	CPI	Total	DRR	Env:	Gender	Prot:	Total	
<b>National</b>	0	8	9	7	3	4	3	12	4	50	2	0	5	16	23	73
<b>KP</b>																
Provincial (KP)	1	1	2	4	2	2	1	0	3	15	1	0	1	2	4	20
Peshawar	0	0	0	0	1	0	3	2	2	8	2	2	2	0	6	14
Charsadda	0	1	0	0	0	2	4	1	1	9	0	1	0	0	1	10
Nowshera	2	4	5	5	3	4	6	4	1	32	3	3	5	2	13	47
DI Khan	3	4	2	1	4	3	1	1	1	17	1	0	2	5	8	28
Tank	2	0	1	1	0	0	1	0	2	5	2	0	0	1	3	10
Dir Lower	3	2	3	3	3	3	0	0	1	15	4	0	2	2	8	26
Dir Upper	3	2	2	0	2	3	0	0	3	12	1	0	1	2	4	19
Shangla	5	3	5	3	3	5	7	1	6	33	5	7	7	3	22	60
Swat	6	4	6	9	3	6	5	1	6	40	6	5	8	5	24	70
Kohistan	5	3	3	3	3	7	7	1	6	33	7	7	7	3	24	62
<b>KP Total</b>	<b>30</b>	<b>24</b>	<b>29</b>	<b>29</b>	<b>24</b>	<b>35</b>	<b>35</b>	<b>11</b>	<b>32</b>	<b>219</b>	<b>32</b>	<b>25</b>	<b>35</b>	<b>25</b>	<b>117</b>	<b>366</b>
<b>Punjab</b>																
Provincial	0	1	2	1	3	0	1	1	1	10	1	1	0	3	5	15
Mianwali	0	0	3	1	1	0	0	0	1	5	0	0	0	3	3	8
Layyah	0	2	2	3	2	3	2	0	1	15	0	2	1	4	7	22
Bhakkar	0	0	3	0	0	0	0	0	0	3	0	0	0	4	4	7
Muzaffargarh	0	3	3	2	6	3	2	0	2	21	1	3	12	4	20	41
DG Khan	0	2	6	0	2	5	4	0	1	20	2	3	12	6	23	43
Rajanpur	0	0	2	3	4	6	0	0	3	18	0	0	0	4	4	22
Rahim Yar Khan	2	0	0	6	4	4	2	0	5	19	1	0	0	2	3	24
<b>Punjab Total</b>	<b>2</b>	<b>8</b>	<b>21</b>	<b>16</b>	<b>22</b>	<b>21</b>	<b>11</b>	<b>1</b>	<b>14</b>	<b>111</b>	<b>5</b>	<b>9</b>	<b>25</b>	<b>30</b>	<b>69</b>	<b>182</b>

<b>Sindh</b>																
Provincial	0	2	3	0	3	1	2	1	2	14	0	1	0	3	4	18
Kashmore	1	2	0	0	1	0	0	0	0	3	2	0	0	2	4	8
Ghotki	0	0	0	0	0	0	0	0	0	0	0	0	0	0	0	0
Jacobabad	1	3	2	0	3	1	0	2	0	11	2	0	0	5	7	19
Shikarpur	0	0	0	0	0	0	0	0	0	0	0	0	0	0	0	0
Larkana	0	0	0	0	0	0	0	0	0	0	0	0	0	0	0	0
Qambar Shadadkot	0	2	2	3	2	1	0	0	0	10	0	0	0	2	2	12
Dadu	0	3	4	5	0	2	0	2	1	17	0	0	0	4	4	21
Jamshoro	0	3	3	0	1	0	0	0	0	7	0	0	0	6	6	13
Thatta	0	4	3	1	4	9	0	0	2	23	0	0	0	6	6	29
<b>Sindh Total</b>	<b>2</b>	<b>19</b>	<b>17</b>	<b>9</b>	<b>14</b>	<b>14</b>	<b>2</b>	<b>5</b>	<b>5</b>	<b>85</b>	<b>4</b>	<b>1</b>	<b>0</b>	<b>28</b>	<b>33</b>	<b>120</b>
<b>Balochistan</b>																
Provincial	1	0	1	2	1	5	1	1	1	13	2	0	1	2	5	18
Jaffarabad	3	0	0	1	1	0	0	0	0	5	0	0	0	3	3	8
Nasirabad	3	0	0	1	1	0	0	0	0	5	0	0	0	3	3	8
<b>Balochistan Total</b>	<b>7</b>	<b>0</b>	<b>1</b>	<b>4</b>	<b>3</b>	<b>5</b>	<b>1</b>	<b>1</b>	<b>1</b>	<b>23</b>	<b>2</b>	<b>0</b>	<b>1</b>	<b>8</b>	<b>11</b>	<b>34</b>
<b>Grand Total</b>	<b>41</b>	<b>59</b>	<b>77</b>	<b>65</b>	<b>66</b>	<b>79</b>	<b>52</b>	<b>30</b>	<b>56</b>	<b>488</b>	<b>45</b>	<b>35</b>	<b>66</b>	<b>107</b>	<b>253</b>	<b>775</b>

## Annexure-B

**Provincial Distribution of Early Recovery Response, Expenditure and Balance Needs - October, 2011 (Figures in USD Million)**

Province	Response up to April	Response during May-July	Response up to July,11	Response during Aug-Oct,11	Response up to Oct,11	Prioritized Needs May-Dec 11	Response up to April,11 & Prioritized Needs	Expenditure up to July,11	Expenditure During Aug-Oct,11	Expenditure up to Oct,11	Balance Needs up to Oct,11
Balochistan	66.71	2.57	69.28	5.03	74.31	30.03	96.73	43.19	3.51	46.70	22.42
KP	120.65	72.41	193.06	8.61	201.67	103.74	224.39	108.69	23.64	132.33	22.72
Sindh	221.82	85.69	307.51	21.96	329.47	239.12	460.94	218.92	36.44	255.36	131.47
Punjab	202.09	11.57	213.65	21.69	235.34	192.1	394.19	148.14	35.66	183.80	158.84
GB/PAK	14.32	2.49	16.8	0.31	17.11	4.82	19.13	7.41	2.75	10.16	2.02
<b>TOTAL</b>	<b>625.58</b>	<b>174.73</b>	<b>800.31</b>	<b>57.59</b>	<b>857.90</b>	<b>569.81</b>	<b>1,195.39</b>	<b>526.35</b>	<b>102.00</b>	<b>628.35</b>	<b>337.48</b>

## Annexure-C

Sector Wise Early Recovery Response, Expenditure & Needs - October, 2011 (Figures in USD Million)										
Sr. No	Sectors	Response up to July,11	Response during Aug-Oct,11	Response up to Oct,11	Prioritized Needs May-Dec 11	Response up to April & Prioritized Needs	Expenditure up to July,11	Expenditure during Aug-Oct,11	Expenditure up to Oct,11	Balance Needs Upto Oct,11
1	Agriculture & Food Security	107.48	0	107.48	105.2	207.3	64.09	25.08	89.17	99.82
2	Health & Nutrition	94	0.006	94.01	63.25	138.96	45	7.77	52.77	44.95
3	Water & Sanitation	75.49	0	75.49	106.4	108.06	51.34	0.00	51.34	32.57
4	Education	86.35	14.04	100.39	38.1	123.11	54.62	14.01	68.63	22.72
5	Housing	327	0.00	327.00	174.6	445.6	264.59	11.34	275.93	118.60
6	Governance	8.74	0	8.74	10.54	19.28	0.21	4.42	4.63	10.54
7	Non-Farm Livelihood	5	17.94	22.94	12.03	15.21	5	13.00	18.00	-7.73
8	Community Physical Infrastructure	73	8.31	81.31	25	98	32	11.15	43.15	16.69
<b>Thematic Area</b>										
9	Disaster Risk Reduction	4.7	0	4.70	10.67	15.35	0.94	1.15	2.09	10.65
10	Environment	9.34	2.70	12.04	5.02	5.02	2.99	2.60	5.59	-7.02
11	Gender	0.59	0	0.59	5	5.5	0.05	0.00	0.05	4.91
12	Protection	8.62	14.60	23.22	14	14	5.53	11.48	17.01	-9.22
	<b>TOTAL</b>	<b>800.31</b>	<b>57.59</b>	<b>857.90</b>	<b>569.81</b>	<b>1,195.39</b>	<b>526.35</b>	<b>102.00</b>	<b>628.35</b>	<b>337.48</b>

## Sector Wise Early Recovery Provincial Response, Expenditure &amp; Needs - October, 2011 (Figures in USD M)

Sectors	Balochistan				Khyber Pakhtunkhwa				Sindh				Punjab				PAK/GB				Total			
	Prioritised Funding Needs	Funding received During Aug-Oct,11	Expenditure during Aug-Oct,11	Balance Needs	Prioritised Funding Needs	Funding received During Aug-Oct,11	Expenditure during Aug-Oct,11	Balance Needs	Prioritised Funding Needs	Funding received During Aug-Oct,11	Expenditure during Aug-Oct,11	Balance Needs	Prioritised Funding Needs	Funding received During Aug-Oct,11	Expenditure during Aug-Oct,11	Balance Needs	Prioritised Funding Needs	Funding received During Aug-Oct,11	Expenditure during Aug-Oct,11	Balance Needs	Prioritised Funding Needs	Funding received during Aug-Oct,11	Expenditure during Aug-Oct,11	Balance Needs
<b>Agriculture &amp; Food Security</b>	4.09	0.00	0.30	4.43	23.12	0.00	5.90	21.93	50.26	0.00	6.77	46.56	24.68	0.00	11.35	26.10	3.05	0.00	0.76	0.81	105.20	0.00	25.08	99.82
<b>Health &amp; Nutrition</b>	3.42	0.00	0.11	-2.00	11.15	0.00	0.11	-6.05	24.80	0.00	6.74	34.36	23.88	0.00	0.19	18.64	0.00	0.00	0.63	0.00	63.25	0.01	7.77	44.95
<b>Water &amp; Sanitation</b>	4.14	0.00	0.00	-5.05	31.17	0.00	0.00	9.03	27.08	0.00	0.00	4.83	44.01	0.00	0.00	24.22	0.00	0.00	0.00	-0.47	106.40	0.00	0.00	32.57
<b>Education</b>	0.26	3.01	1.66	6.55	5.44	0.00	0.74	3.34	24.24	10.88	7.57	-2.15	8.16	0.00	2.97	12.02	0.00	0.15	1.06	2.96	38.10	14.04	14.01	22.72
<b>Housing</b>	8.84	0.00	0.12	12.36	14.28	0.00	6.28	-6.58	85.92	0.00	1.91	35.08	65.55	0.00	2.91	77.75	0.00	0.00	0.132	0.00	174.60	0.00	11.35	118.60
<b>Governance</b>	0.7	0.00	0.00	0.37	1.91	0.00	1.21	-0.23	4.09	0.00	1.62	5.73	3.84	0.00	1.59	4.67	0.00	0.00	0.00	0.00	10.54	0.00	4.424	10.54
<b>Non-Farm Livelihood</b>	1.65	0.50	0.50	0.98	3.81	4.12	3.00	-0.97	2.26	3.78	2.50	-1.52	4.31	9.54	7.00	-6.39	0.00	0.00	0.00	0.17	12.03	17.94	13	-7.73
<b>CPI</b>	2.00	0.88	0.00	1.12	5.00	0.28	2.03	4.72	10	4.35	7.16	5.65	8.00	2.806	1.96	5.19	0.00	0.00	0.00	0.00	25.00	8.314	11.15	16.69
<b>Thematic Area</b>																								
<b>DRR</b>	1.71	0.00	0.27	1.72	2.77	0.00	0.24	2.78	2.88	0.00	0.23	2.89	2.56	0.00	0.31	2.57	0.75	0.00	0.10	0.70	10.67	0.00	1.145	10.65
<b>Environment</b>	0.51	0.00	0.00	0.51	1.44	1.065	1.05	-2.60	1.61	0.89	0.89	-1.45	1.34	0.585	0.59	-0.44	0.12	0.16	0.07	-3.04	5.02	2.701	2.595	-7.02
<b>Gender</b>	0.60	0.00	0.00	0.58	0.85	0.00	0.00	0.83	1.35	0.00	0.00	1.33	1.3	0.00	0.00	1.28	0.9	0.00	0.00	0.88	5.00	0.00	0.00	4.91
<b>Protection</b>	2.10	0.63	0.55	0.86	2.80	3.141	3.09	-3.48	4.62	2.06	1.06	0.164	4.48	8.761	6.79	-6.75	0.00	0.00	0.00	0.00	14.00	14.6	11.48	-9.22
<b>TOTAL</b>	<b>30.02</b>	<b>5.03</b>	<b>3.51</b>	<b>22.43</b>	<b>103.74</b>	<b>8.61</b>	<b>23.64</b>	<b>22.73</b>	<b>239.12</b>	<b>21.96</b>	<b>36.44</b>	<b>131.47</b>	<b>192.11</b>	<b>21.69</b>	<b>35.66</b>	<b>158.84</b>	<b>4.82</b>	<b>0.31</b>	<b>2.75</b>	<b>2.02</b>	<b>569.81</b>	<b>57.59</b>	<b>102.00</b>	<b>337.48</b>



United National Development Programme

United Nations Development Programme  
4th floor, Serena Office Complex  
Islamabad, Pakistan

<http://www.un.org.pk/undp>